

Feedback Analysis Report

Virtual Parent-Teacher Meet

Session 2020-21

By

Dr. Sarla Sharma

Vice-Principal, Head and Associate Professor
Department of Business Administration

Dr. Sunita Shekhawat

Associate Professor
Department of Zoology



Kanoria PG Mahila Mahavidyalaya

Gandhi Circle, JLN Marg, Jaipur-302015 (Rajasthan)

Contact: +91 141 2706672, 2707539

E-Mail: admin@kanoriacollege.in Website: www.kanoriacollege.in

Feedback Analysis Report on Virtual Parent Teacher Meet Session 2020-21

In spite of COVID-19 pandemic situation, Kanoria PG Mahila Mahavidyalaya, Jaipur is conducting online classes for all UG and PG students. In previous years, college has conducted face to face Parents-Teacher meeting to interact with parents/guardian to know feedback and suggestions about their wards and college as well. For this academic session college prepared a feedback form (Google form) and instructed students to get it filled by their parents/guardian. Questionnaire was framed for parents to know their view about the online classes and other extracurricular activities conducted for their ward. College received a total of 1004 feedbacks out of which 912 and 92 were received from the parents of undergraduate and post-graduate students respectively.

Kanoria PG Mahila Mahavidyalaya, Jaipur asked the parents to fill the parents' feedback form online during the period 5th December to 15th December 2020. We shared the feedback form link in the respective Google classrooms and informed all the students through WhatsApp group and Google classroom.

The main aim of this feedback form was to create an interaction between the administration, teachers, parents, and students. In the feedback form, a variety of issues were addressed regarding the students' educational experiences and their all-round development.

The agenda of the Parents feedback was as follows:

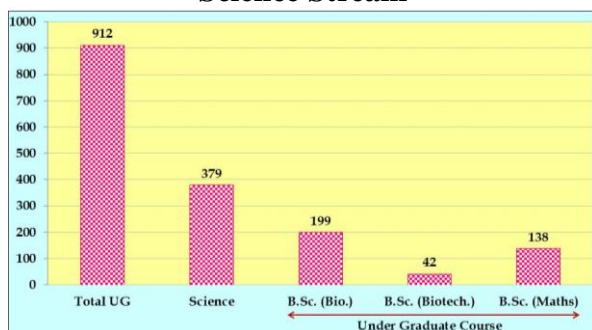
- ✓ To Obtain feedback from the parents/guardians
- ✓ To know the experiences of students and their satisfaction level of online classes

The objectives of the Parents feedback shall be –

- ✓ To encourage and promote a good relationship among the teacher, students and parents/guardians.
- ✓ To create an enthusiastic interest in the progress and smooth working of college, and in the maintenance of good discipline and high academic standards.
- ✓ To improve the learning methods by knowing the strength and weaknesses of the students.
- ✓ To provide more amenities to the students at the College.

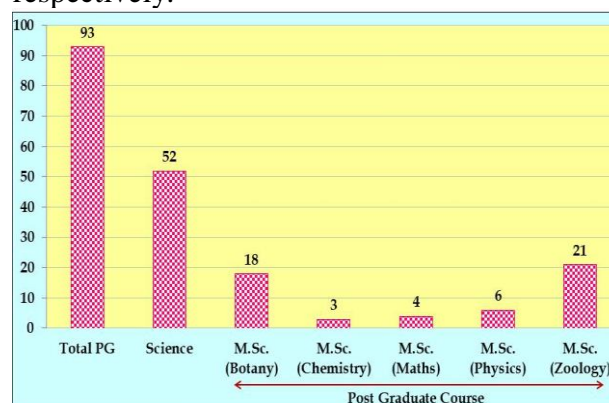
Statistical analysis of feedback (Virtual Parent Teacher Meet 2020-21)

Science Stream



As mentioned above college received 912 responses for undergraduate classes, out of which 379 were from Science (B.Sc.) ward

of different subjects i.e. 199, 42 and 138 from Biology, Mathematics and Biotechnology respectively.



College received 93 responses, out of which 52 were from different postgraduate subjects of Science, number of feedbacks received were 18, 3, 4, 6 and 21 from Botany, Chemistry, Mathematics, Physics and Zoology respectively.

Student's relationship wise feedback received:

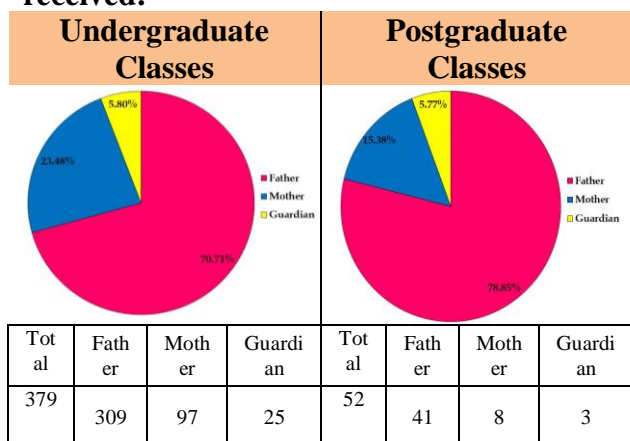
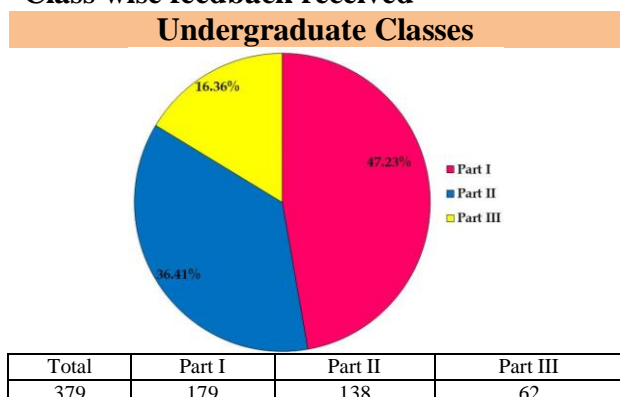


Figure of undergraduate classes illustrates that feedback form were mainly filled by father (70.71%) and mother (23.48%), the number of guardians is very less in comparison to parents which shows that most of the students are staying with their parents during COVID time.

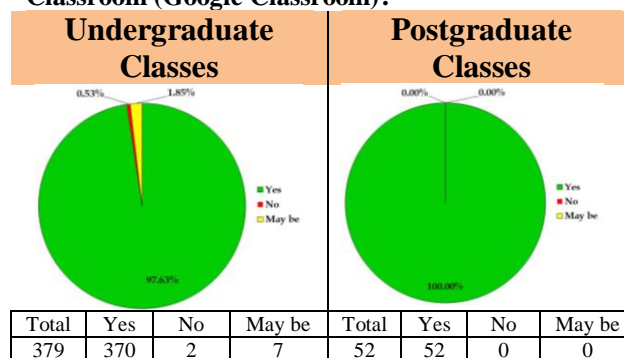
Also, maximum feedback for postgraduate classes were filled by father (78.85%), 15.38% feedback were received from mother and 5.77% were filled by the guardians of the students.

Class wise feedback received



When we compared the number of feedbacks received from the parents for their wards studying in different classes, result depicted that a large number of feedback were received for Part I students i.e. 47.23% (179/379). From the parents of Part II students we received 36.41% (138/379) while participation from Part III was only 16.36% (62/379).

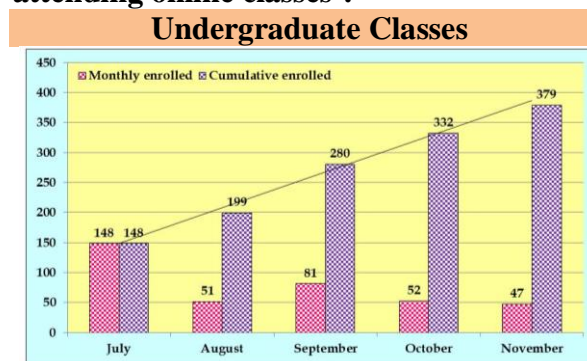
Feedback Q. 1: Is your Child enrolled in the Virtual Classroom (Google Classroom)?



Parents/guardians are well aware about the online learning of their wards. 97.63% feedback responses were positive while 2.38% were unaware about it.

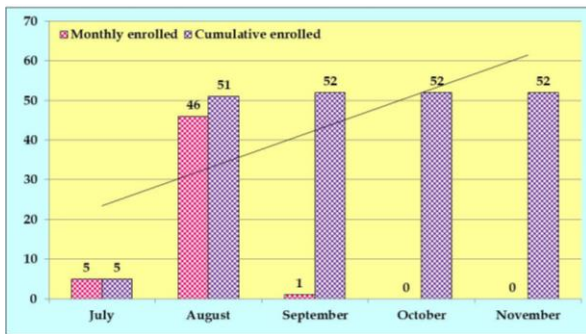
Result of the postgraduate virtual classroom analysis suggested that 100% students are enrolled in the virtual classes which is a great achievement for the college.

Feedback Q. 2: From when your ward is attending online classes ?




The above graph depicts the month wise enrolled students in online classes. Analysis showed that more than 70% students got themselves enrolled till the month of September, and it was confirmed by their parents by which month their ward are attending online classes conducted by college. Till November all parents were aware about the engagement of their child with college via virtual classes which also nullified the unawareness of 2.38% parents about their ward enrolment in online classes (as responded in previous question).

Postgraduate Classes



The result revealed that majority of students got enrolled themselves in the month of August and all (100%) till September as given in feedback by their parents.

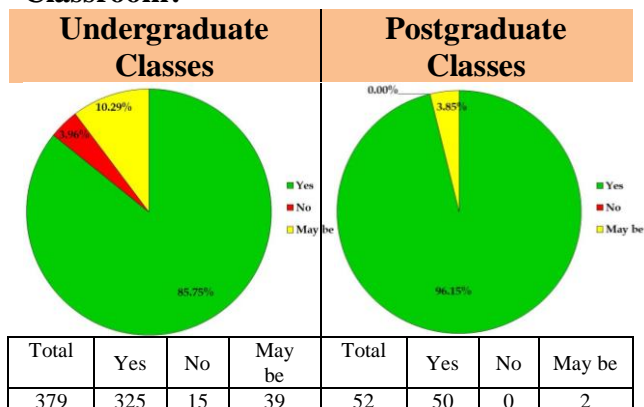
Feedback Q. 3: Is your Ward able to understand the topics via Online mode?



Most of the parents (78.89%) agreed that their ward well understood topics taught in online mode, however, 16.36% parents totally disagreed with this fact. While 4.75% parents have doubt regarding the effectiveness of online classes for their ward.

It is a milestone for college that 86.54% parents of postgraduate students agreed that their wards are able to understand the topics taught in online classes, 13.46% feedback received were in dilemma situation but no one totally disagreed.

Feedback Q. 4: Does the teacher Post all required information in the virtual Classroom?

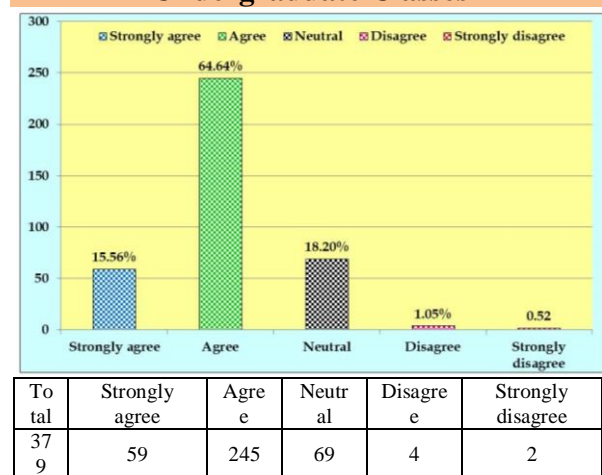


Results showed that most of the parents (85.75%) were in touch with their ward regarding the information/materials posted in virtual classes. 3.96% parents were not satisfied with the posted information while 10.29% lacked awareness.

96.15% parents of postgraduate students consented to the fact that their ward were receiving all the required information in virtual classes while 3.85% were unsure about this aspect, however, none of the parents showed their dissatisfaction.

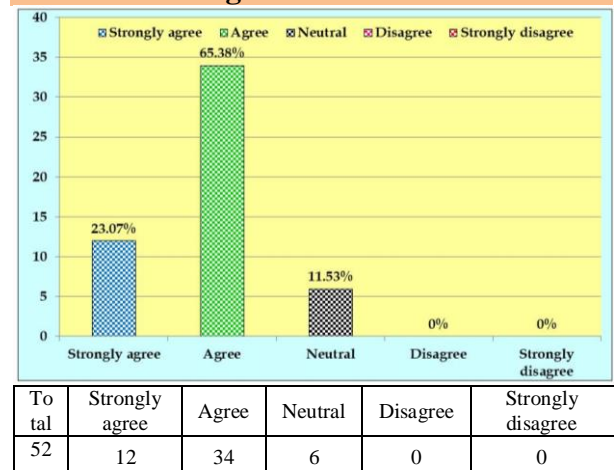
Feedback Q. 5: College motivates your ward to work hard and achieve her best ?

Undergraduate Classes



The above figure showed the responses received to know the status of parents about their ward motivational level being pumped by the college to achieve her goals. 15.56% feedbacks strongly agreed on this fact, also 64.64% parents too agreed. While 18.20% remained neutral to the question posed whereas 1.57% parents disagreed.

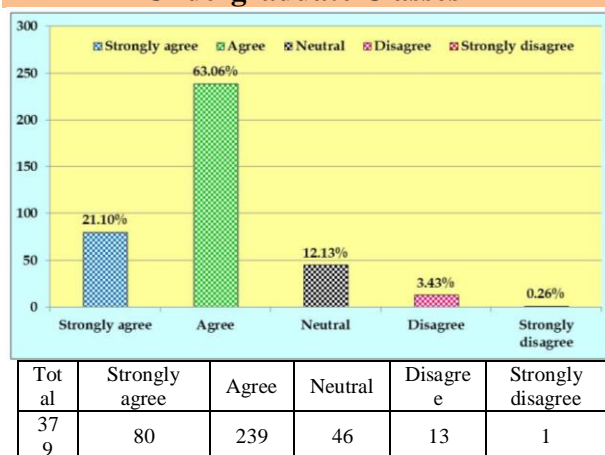
Postgraduate Classes



The above figure showed that 23.07% parents strongly agreed to the fact that college motivates their ward for hardworking to achieve the set goals. 11.53% parents were neutral while no one showed disagreement about this question.

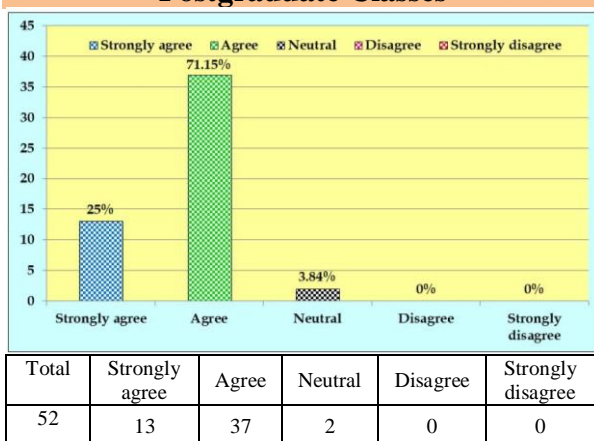
Feedback Q. 6: College is conducting Virtual Extra-Curricular Activities for the students?

Undergraduate Classes



Along with the online classes, college is also conducting extra-curricular activities for students but it was important for college to know that parents are aware about it or not. The results showed that 84.16% parents have knowledge about it while 3.69% parents were ignorant that during this pandemic situation extracurricular activities are being carried out in virtual mode for their ward.

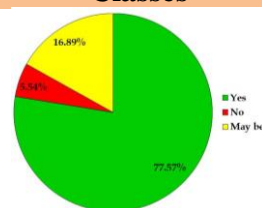
Postgraduate Classes



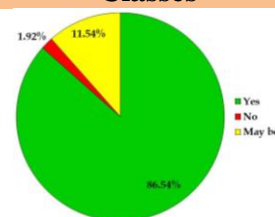
The above graph shows that 96.15% parents are aware that even during pandemic when their wards are at home, college is conducting extra-curricular activities in virtual mode, only 3.84% parents were unaware about the activities of the college.

Feedback Q. 7: Are the instructions given to your ward during online class easy enough to understand?

Undergraduate Classes



Postgraduate Classes



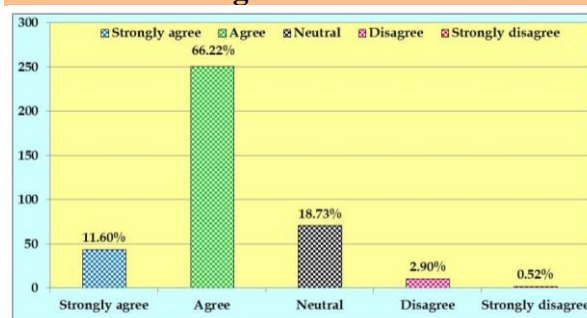
Total	Yes	No	May be	Total	Yes	No	May be
379	294	21	64	52	45	1	6

In the present situation when all academic activities are held virtually, the information is also dissipated through it. It is of utmost importance to know whether the instruction given to the students during online classes were sufficient enough to understand. 77.57% parents gave their consent while 16.89% parents responded negatively.

More than 85% parents of postgraduate students of science stream consented on the fact that their ward were receiving all instructions in a proper way while others were not satisfied with the given instructions.

Feedback Q. 8: College deals effectively with grievances.

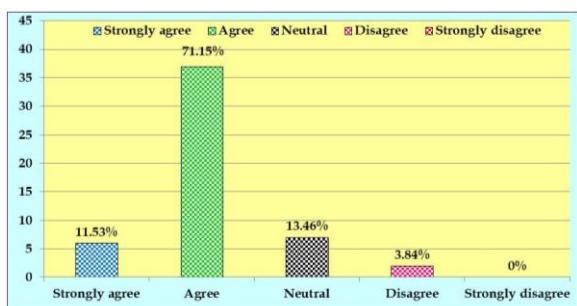
Undergraduate Classes



Total	Strongly agree	Agree	Neutral	Disagree	Strongly disagree
379	44	251	71	11	2

Besides other activities it is also necessary to timely address the grievances of the students which creates a healthier and stress free environment for them. 77.82% feedback showed that college is dealing effectively with grievance of students while 18.73% and 3.42% feedbacks were neutral and disagreed respectively.

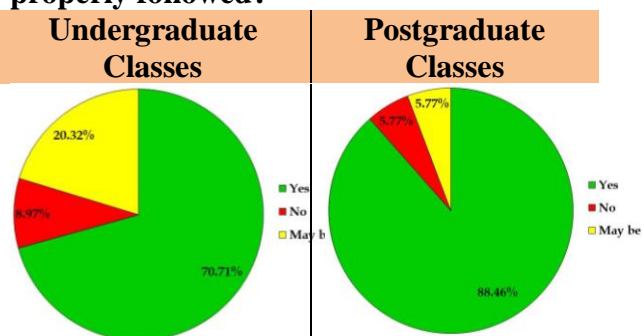
Postgraduate Classes



Total	Strongly agree	Agree	Neutral	Disagree	Strongly disagree
52	6	37	7	2	0

Results showed that 82.68% parents of postgraduate students agreed that college is dealing effectively with grievances of the students while 13.46% were neutral and 3.84% showed their disagreement.

Feedback Q. 9: Is the Time Table being properly followed?

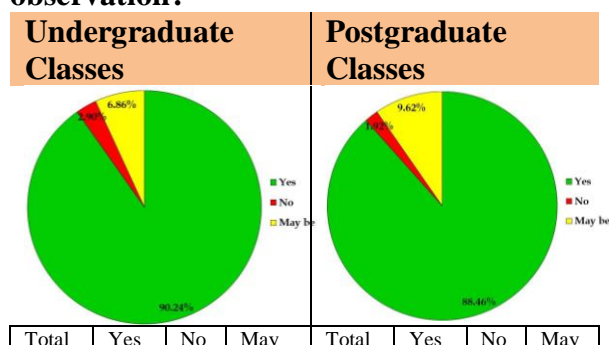


Total	Yes	No	May be	Total	Yes	No	May be
379	268	34	77	52	46	3	3

70.71% parents show their consent that they are satisfied with the time table being followed for online classes while 8.97% showed their disagreement. 20.32% parents remained neutral on this question.

From the point of view of following proper time table of online teaching for postgraduate classes, 88.46% parents responded positively while 5.77% parents were neutral and 5.77% were dissatisfied with the implementation of time table.

Feedback Q. 10: Does your Ward regularly attends the classes as per your observation?



Total	Yes	No	May	Total	Yes	No	May
-------	-----	----	-----	-------	-----	----	-----

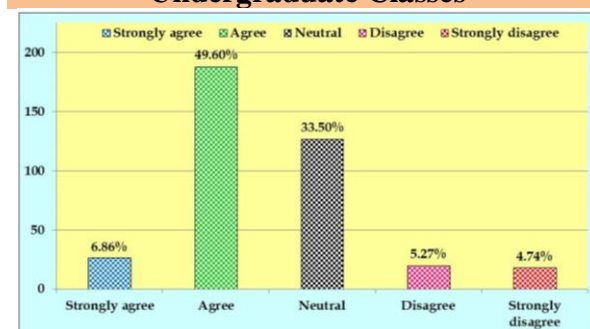
			be				be
379	342	11	26	52	46	1	5

Result of the analysis suggested that more than 90% parents are very concerned about the study of their ward during the pandemic and they also confirmed that their wards regularly attends the online classes while according to 2.90% parents responded negatively. Rest 6.86% parents were unsure about their attendance.

Analysis of the feedback received from the parents of postgraduate students showed that 88.46% parents were aware regarding regular attendance of their ward in online classes. 1.92% parents of students observed that they attend classes irregularly while 9.62% were unaware about the attendance of their wards.

Feedback Q. 11: Teachers are easily approachable and open to Parental input

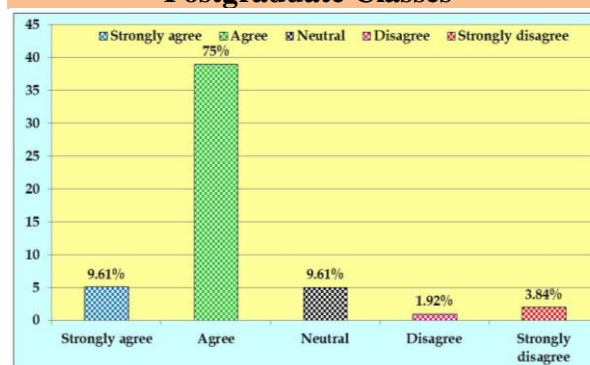
Undergraduate Classes



Total	Strongly agree	Agree	Neutral	Disagree	Strongly disagree
379	26	188	127	20	18

More than 50% parents gave their consent and that they can contact teachers of the college about the concern of their ward, 33.50% parents were neutral on this question while 10.01% showed their disagreement with this fact.

Postgraduate Classes



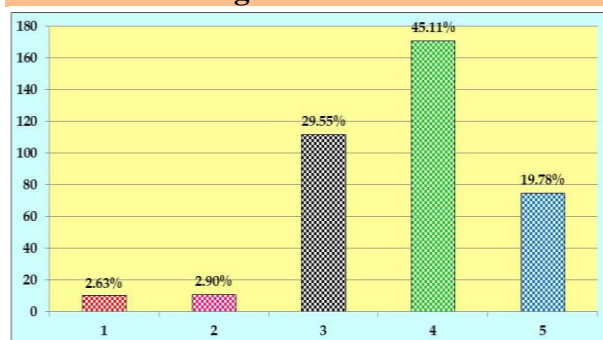
Total	Strongly agree	Agree	Neutral	Disagree	Strongly disagree
52	5	39	5	1	2

Among all the feedbacks received from the parents of postgraduate students of science

subjects 9.61% parents showed their strong agreement and 75% agreed to the fact that teachers of the college are easily approachable and open to parental input. 9.61% parents were neutral while 5.76% parents disagreed.

Feedback Q. 12: On the scale of 1 to 5, rate the Effectiveness of ICT tools used by the college for Online Classes

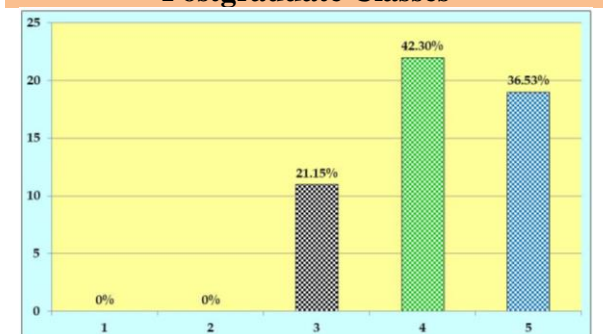
Undergraduate Classes



Total	1	2	3	4	5
379	10	11	112	171	75

During pandemic when educational institutions are closed, ICT has become a boon. College created virtual classrooms for students for online classes. Feedback was taken by college from parents to measure the effectiveness of these online classes on 1 to 5 rating (least to best). 19.78% feedbacks rated highly with 5 while 45.11% for 4, 29.55% for 3, 2.90% for 2 and only 2.63% for 1 respectively.

Postgraduate Classes



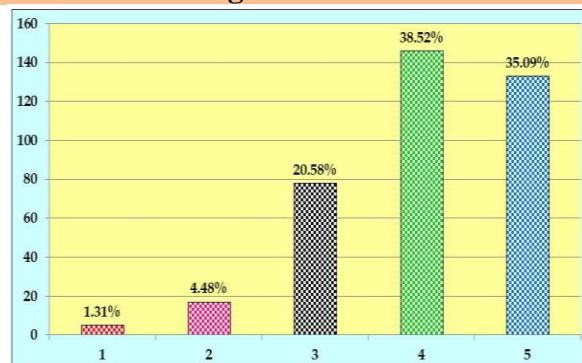
Total	1	2	3	4	5
52	0	0	11	22	19

Effectiveness of ICT tools were appreciated by parents of postgraduate students. 21.15% parents rated these online classes moderate ranking while 42.30% and 36.53% (total 78.83%) rated as good with 4 and 5 respectively.

Feedback Q. 13: College has maintained its high academic standards and

extracurricular activities during the COVID-19, through virtual learning

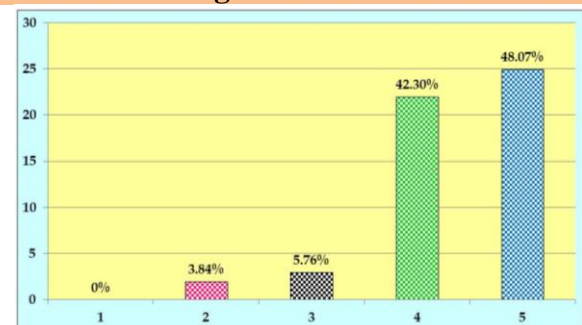
Undergraduate Classes



Total	1	2	3	4	5
379	5	17	78	146	133

Rating criteria from 1 to 5 was also adopted to evaluate the virtual learning effectiveness to maintain the high standards of academics as well as for extracurricular activities during lockdown period due to pandemic. 73.51% feedbacks rated it highly i.e. 4 while 20.58% parents gave moderate rating of 3. 4.48% and 1.31% gave 2 and 1 ratings respectively.

Postgraduate Classes

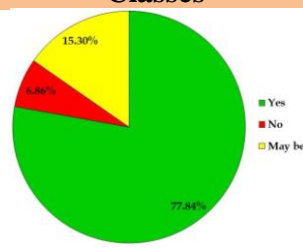


Total	1	2	3	4	5
379	0	2	3	22	25

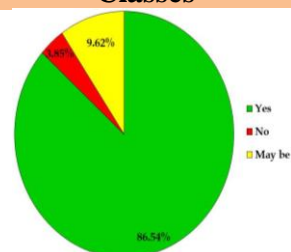
More than 90% (42.30% and 48.07% rated 4 and 5 respectively) parents of postgraduate students praised this aspect while rating 3 by 5.76% and rating 2 was given by 3.84% parents.

Feedback Q. 14: Are you satisfied with your child's overall Classroom experience?

Undergraduate Classes



Postgraduate Classes

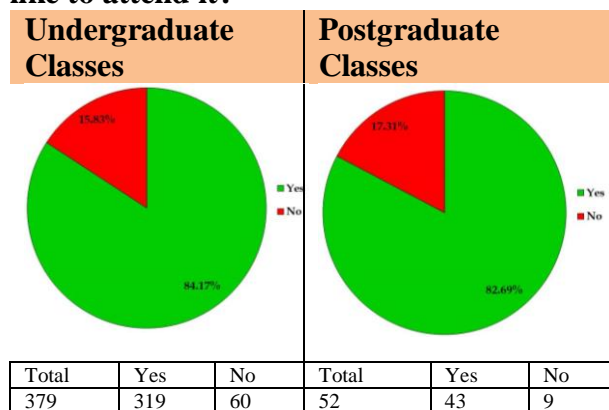


Total	Yes	No	May be	Total	Yes	No	May be
379	295	26	58	52	45	2	5

More than 75% parents were satisfied with the overall experience of online classroom teaching for their ward. 15.30% were neutral on this question while 6.86% responded negatively.

For overall classroom experience for postgraduate students 86.54% parents are satisfied, 3.85% showed their dissatisfaction while 9.62% are in dilemma regarding the same

Feedback Q. 15: If College will conduct Online Parent-Teacher Meet, would you like to attend it?



Conclusion:

Analysis of all the feedbacks received by the college revealed that more than 75% of the parents believe that while the college is closed due to COVID-19 pandemic, the studies being conducted by the online classes is a commendable effort.

Results also showed that majority of parents are aware about the extracurricular activities conducted in virtual mode and are satisfied with the efforts being made by the college at every level for the students.

Summarizing this report, it is understandable that the parents are worried about the education of their children during the pandemic when institutions are closed, but they believed that the academic and non-academic efforts made by the college in online mode are appreciable and all these efforts will be fruitful for the overall development of their child.

Statistically Analysed Report of Parents Feedback Form BCA

Filled by: Parents/Guardians
Total responses Received: 58

Analysis of the feedback forms in the form of column charts for Department of Computer Science is given below:

BCA Part-1

Now a days many platforms are available to conduct online meeting to avoid social gathering and follow the COVID19 guidelines. Hence, in near future if college plans to organize an online parents-teacher meet, 84.17% parent gave their consent for the same, while 15.83% parents did not show their interest in such online PTMs.

82.69% parents of postgraduate students showed their interest to attend online parent-teacher meet if organized by the college while 17.31% parents responded negatively for such meeting.

Feedback Q. 16: Any Suggestions (Your suggestions are valuable for us): In spite of the framed question in feedback form, parents also gave few inputs which are as follows:

1. Open the offline classes if possible
2. Some videos are not clearly visible, resolve the issue
3. Class tests should be taken at least once in a month
4. Please conduct parent teacher meeting on a regular basis
5. Interact with students personally.

1. Is your Child enrolled in the Virtual Classroom
a) Yes – 100%
b) No – 0%
c) May be – 0%

2. Is your Ward able to understand the topics via Online mode?

- a) Yes – 81.03%
- b) No – 3.45%
- c) May be- 15.52%

3. Does the teacher Post all required information in the virtual Classroom?

- a) Yes – 91.38%
- b) No – 3.45%
- c) May be – 5.17%

4. Are the instructions given to your ward during online class easy enough to understand?

- a) Yes - 82.76%
- b) No – 6.90%
- c) May be - 10.34%

5. Is the Timetable being properly followed?

- a) Yes - 74.14%
- b) No - 8.62%
- c) May be - 17.24%

6. Does your Ward regularly attends the classes as per your observation?

- a) Yes - 89.66%
- b) No - 5.17%
- c) May be - 5.17%

7. Are you satisfied with your child's overall Classroom experience?

- a) Yes - 79.31%
- b) No - 5.17%
- c) May be - 15.52%

8. If College will conduct Online Parent-Teacher Meet, would you like to attend it?

- a) Yes - 81.03%
- b) No - 18.97%
- c) May be - 0.00%

BCA Part-II

9. College motivates your ward to work hard and achieve her best?

- a) Strongly Agree- 20.68%
- b) Agree- 60.34%
- c) Disagree- 5.17%
- d) Neutral- 13.79%

10. College is conducting Virtual Extra-Curricular Activities for the students?

- a) Strongly Agree- 25.86%
- b) Agree- 62.07%
- c) Disagree- 3.45%
- d) Neutral- 8.62%

11. College deals effectively with grievances?

- a) Strongly Agree- 12.07%
- b) Agree- 65.52%
- c) Disagree- 5.17%
- d) Neutral- 17.24%

12. Teachers are easily approachable and open to Parental input.

- a) Strongly Agree- 6.90%
- b) Agree- 58.62%
- c) Disagree- 8.62%
- d) Neutral- 18.96%
- e) Strongly Disagree- 6.90%

BCA Part- III

On the scale of 1 to 5:

13. Rate the Effectiveness of ICT tools used by the college for Online Classes.

5	32.76%
4	48.28%
3	17.24%
2	0.00%
1	1.72%

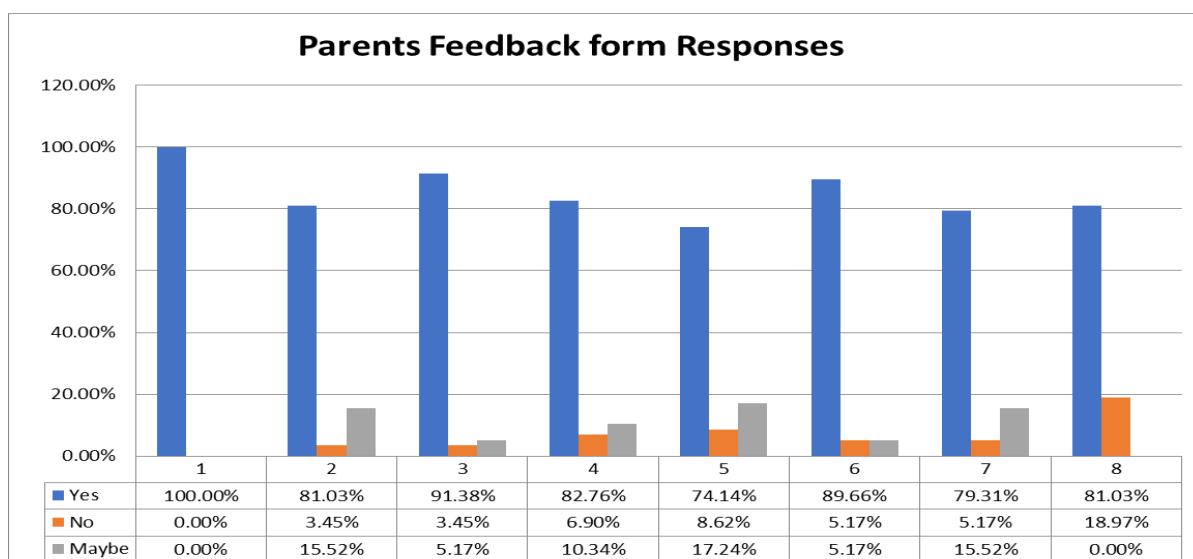
14. College has maintained its high academic standards and extracurricular activities during the COVID-19, through virtual learning.

5	41.38%
4	34.49%
3	20.69%
2	1.72%
1	1.72%

**Department of Computer Science
FEEDBACK FORM ANALYSIS**

S. No.	1. Is your Child enrolled in the Virtual Classroom	2. Is your Ward able to understand the topics via Online mode	3. Does the teacher Post all required information in the virtual Classroom	4. Are the instructions given to your ward during online class easy enough to understand	5. Is the Time Table being properly followed	6. Does your Ward regularly attends the classes as per your observation	7. Are you satisfied with your child's overall Classroom experience	8. Would you like to attend PTM
1	Yes	Yes	Yes	Yes	Yes	Yes	No	No
2	Yes	Yes	Yes	Yes	Yes	Yes	Yes	Yes
3	Yes	Yes	Yes	Yes	Yes	Yes	Yes	Yes
4	Yes	Yes	Yes	No	Yes	Yes	Yes	Yes
5	Yes	Yes	Yes	Yes	Maybe	Yes	Yes	Yes
6	Yes	Yes	Yes	Yes	Yes	Yes	Yes	Yes
7	Yes	No	No	No	No	Yes	No	Yes
8	Yes	Yes	Yes	Yes	Yes	Yes	Yes	Yes
9	Yes	Maybe	Yes	Yes	Maybe	Yes	Yes	Yes
10	Yes	Maybe	Yes	Yes	Maybe	Maybe	Maybe	No
11	Yes	Maybe	Yes	Yes	Yes	No	Yes	No
12	Yes	No	Maybe	Yes	No	Yes	Maybe	Yes
13	Yes	Maybe	Yes	Yes	Maybe	Yes	Yes	No
14	Yes	Yes	No	No	Yes	Yes	Yes	Yes
15	Yes	Yes	Yes	Yes	Yes	Yes	Yes	Yes
16	Yes	Yes	Yes	Maybe	Maybe	Yes	Yes	Yes
17	Yes	Yes	Yes	Yes	Yes	Yes	Yes	Yes
18	Yes	Yes	Yes	Yes	Maybe	Yes	Maybe	Yes
19	Yes	Yes	Yes	Yes	Yes	Yes	Yes	No
20	Yes	Yes	Yes	Yes	Yes	Yes	Yes	Yes
21	Yes	Yes	Yes	Yes	Yes	Yes	Yes	Yes
22	Yes	Yes	Yes	Yes	Yes	Yes	Yes	Yes
23	Yes	Yes	Yes	Yes	Yes	Yes	Yes	Yes
24	Yes	Yes	Yes	Maybe	Yes	Yes	Yes	Yes
25	Yes	Yes	Maybe	Yes	Maybe	Yes	Maybe	Yes
26	Yes	Yes	Yes	Yes	Yes	Yes	Yes	Yes
27	Yes	Yes	Yes	Yes	Yes	Yes	Yes	Yes
28	Yes	Yes	Yes	Yes	No	Yes	Yes	No
29	Yes	Yes	Yes	Yes	No	Yes	Yes	No
30	Yes	Yes	Yes	Yes	Yes	Yes	Yes	Yes
31	Yes	Maybe	Yes	Yes	Yes	Yes	Yes	Yes
32	Yes	Yes	Yes	Yes	Yes	Yes	Yes	Yes
33	Yes	Yes	Yes	Yes	Yes	Yes	Yes	Yes
34	Yes	Yes	Yes	Yes	Maybe	Yes	Yes	Yes

35	Yes	Yes	Yes	Yes	Yes	Yes	Yes	Yes
36	Yes	Yes	Yes	Yes	Yes	Maybe	Yes	Yes
37	Yes	Maybe	Yes	Yes	Maybe	Yes	Maybe	Yes
38	Yes	Yes	Yes	Maybe	Yes	Yes	Yes	No
39	Yes	Yes	Yes	Maybe	Maybe	Yes	Yes	Yes
40	Yes	Maybe	Yes	Yes	Yes	No	No	Yes
41	Yes	Yes	Yes	Yes	Yes	Yes	Yes	Yes
42	Yes	Yes	Yes	No	Yes	Yes	Yes	Yes
43	Yes	Yes	Yes	Yes	Yes	Yes	Yes	Yes
44	Yes	Yes	Yes	Yes	Yes	No	Maybe	No
45	Yes	Yes	Yes	Yes	Yes	Yes	Yes	Yes
46	Yes	Yes	Maybe	Yes	Yes	Yes	Maybe	Yes
47	Yes	Yes	Yes	Yes	Yes	Yes	Yes	Yes
48	Yes	Yes	Yes	Yes	Yes	Yes	Yes	Yes
49	Yes	Yes	Yes	Yes	No	Yes	Maybe	No
50	Yes	Yes	Yes	Yes	Yes	Yes	Maybe	Yes
51	Yes	Maybe	Yes	Maybe	Yes	Yes	Yes	Yes
52	Yes	Yes	Yes	Yes	Yes	Yes	Yes	Yes
53	Yes	Yes	Yes	Yes	Yes	Yes	Yes	Yes
54	Yes	Yes	Yes	Yes	Yes	Yes	Yes	Yes
55	Yes	Yes	Yes	Yes	Yes	Yes	Yes	Yes
56	Yes	Yes	Yes	Yes	Yes	Yes	Yes	Yes
57	Yes	Maybe	Yes	Maybe	Yes	Maybe	Yes	Yes
58	Yes	Yes	Yes	Yes	Yes	Yes	Yes	No
Yes %	100.00%	81.03%	91.38%	82.76%	74.14 %	89.66%	79.31%	81.03 %
No %	0.00%	3.45%	3.45%	6.90%	8.62%	5.17%	5.17%	18.97 %
Ma ybe %	0.00%	15.52%	5.17%	10.34%	17.24 %	5.17%	15.52%	0.00%

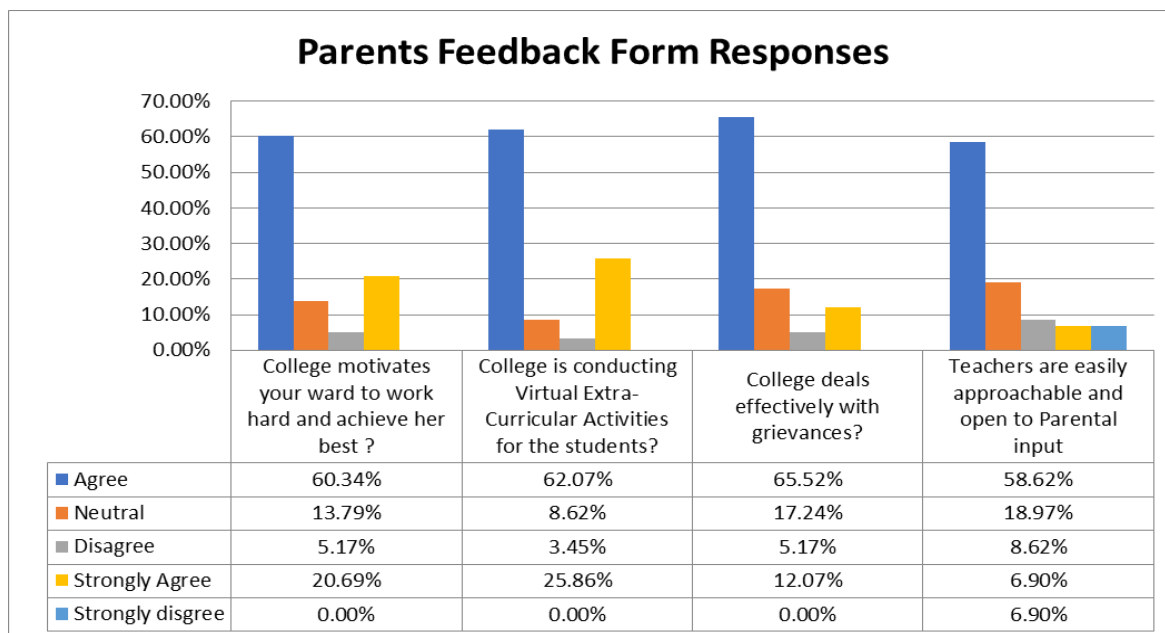


We have received total 58 responses. On the basis of those responses we are able to analyse on various points. Above graph showed that 100% students are enrolled in the virtual class room which is very good. As per the 81% parents opinion, students are able to understand the topics via Online mode which is also quite good. 91% parents are agreed that the teacher Post all required information in the virtual Classroom. Around 83% accepted that the

instructions given to their ward during online classes are easy enough to understand. Timetable being properly followed that is said by around 75% parents. As per the parent's observation almost 90% Ward regularly attends the classes. Around 80% parents accepted that they are satisfied with their ward overall Classroom experience. If College will conduct Online Parent-Teacher Meet, 81% would you like to attend it.

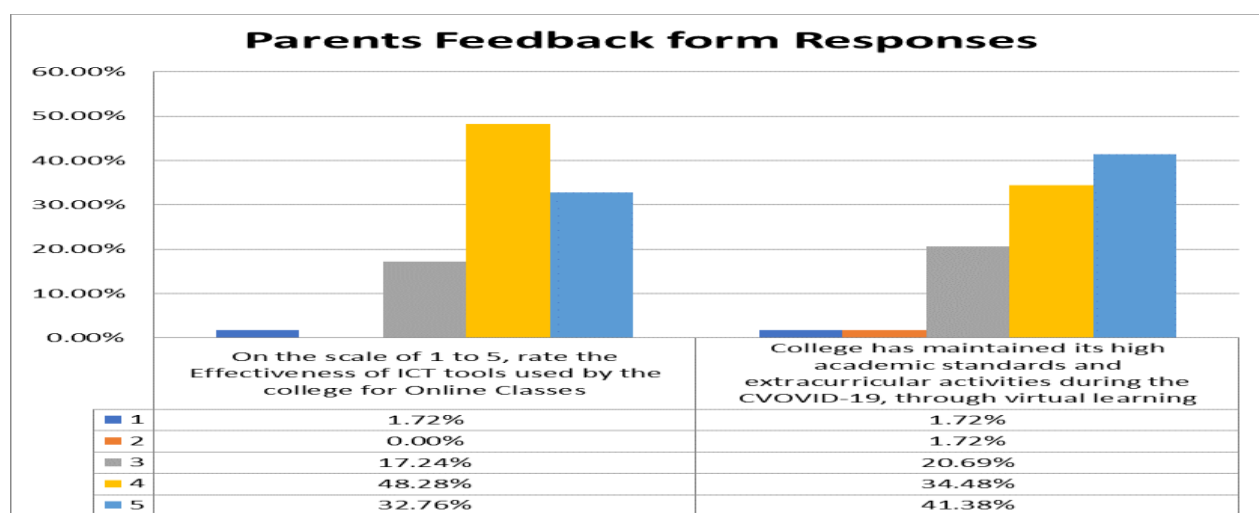
Department of Computer Science				
FEEDBACK FORM ANALYSIS				
S. No.	College motivates your ward to work hard and achieve her best ?	College is conducting Virtual Extra-Curricular Activities for the students?	College deals effectively with grievances?	Teachers are easily approachable and open to Parental input
1	Agree	Agree	Agree	Agree
2	Strongly Agree	Strongly Agree	Agree	Agree
3	Agree	Agree	Agree	Agree
4	Agree	Agree	Disagree	Neutral
5	Agree	Agree	Agree	Agree
6	Strongly Agree	Strongly Agree	Strongly Agree	Agree
7	Disagree	Agree	Neutral	Disagree
8	Strongly Agree	Strongly Agree	Agree	Agree
9	Neutral	Agree	Agree	Agree
10	Agree	Strongly Agree	Agree	Agree
11	Agree	Agree	Agree	Neutral
12	Agree	Agree	Neutral	Disagree
13	Agree	Strongly Agree	Agree	Neutral
14	Disagree	Disagree	Disagree	Neutral
15	Agree	Agree	Agree	Agree
16	Neutral	Agree	Agree	Agree
17	Agree	Agree	Agree	Agree
18	Agree	Agree	Agree	Agree
19	Strongly Agree	Strongly Agree	Strongly Agree	Strongly disagree
20	Strongly Agree	Agree	Agree	Strongly disagree
21	Strongly Agree	Strongly Agree	Strongly Agree	Strongly agree
22	Agree	Strongly Agree	Neutral	Disagree
23	Agree	Agree	Agree	Strongly agree
24	Agree	Agree	Agree	Agree
25	Agree	Strongly Agree	Neutral	Neutral
26	Strongly Agree	Strongly Agree	Strongly Agree	Agree
27	Strongly Agree	Agree	Agree	Neutral
28	Agree	Agree	Neutral	Neutral
29	Agree	Agree	Agree	Agree

30	Agree	Agree	Agree	Agree
31	Agree	Agree	Agree	Agree
32	Agree	Agree	Agree	Agree
33	Agree	Agree	Agree	Agree
34	Strongly Agree	Agree	Strongly Agree	Agree
35	Agree	Agree	Agree	Agree
36	Agree	Agree	Agree	Neutral
37	Agree	Agree	Agree	Neutral
38	Agree	Agree	Agree	Neutral
39	Agree	Agree	Agree	Agree
40	Neutral	Disagree	Neutral	Agree
41	Strongly Agree	Strongly Agree	Agree	Agree
42	Neutral	Agree	Neutral	Strongly disagree
43	Strongly Agree	Agree	Agree	Strongly agree
44	Agree	Agree	Agree	Disagree
45	Agree	Agree	Agree	Agree
46	Neutral	Neutral	Disagree	Disagree
47	Agree	Agree	Agree	Agree
48	Agree	Agree	Agree	Agree
49	Neutral	Neutral	Neutral	Agree
50	Strongly Agree	Strongly Agree	Strongly Agree	Strongly disagree
51	Neutral	Agree	Neutral	Agree
52	Agree	Agree	Agree	Neutral
53	Agree	Strongly Agree	Agree	Agree
54	Agree	Neutral	Agree	Agree
55	Agree	Strongly Agree	Strongly Agree	Strongly agree
56	Neutral	Neutral	Agree	Agree
57	Agree	Strongly Agree	Agree	Agree
58	Disagree	Neutral	Neutral	Agree
Agree	60.34%	62.07%	65.52%	58.62%
Neutral	13.79%	8.62%	17.24%	18.97%
Disagree	5.17%	3.45%	5.17%	8.62%
Strongly Agree	20.69%	25.86%	12.07%	6.90%
Strongly Disagree	0.00%	0.00%	0.00%	6.90%



We have received total 58 responses. On the basis of those responses we are able to analyse on various points. Above graph showed that 60% parents are agreed and around 21% parents are strongly agreed that College motivates their ward to work hard and achieve her best. Around 88% parents are agreed or strongly agreed on the point that College is conducting Virtual Extra-

Curricular Activities for the students. Around 78% parents are agreed and strongly agreed that college deals effectively with grievances. 67% parents are agreed on the point that Teachers are easily approachable and open to Parental input although 7% are strongly disagreed on that point.



We have received total 58 responses. On the basis of those responses we are able to analyse on various points. Above graph showed that 81% parents agreed that effectiveness of ICT tools used by the college for Online Classes are very good and 21% said that it is satisfactory. 76% parents rated very good on the point that

college has maintained its high academic standards and extracurricular activities during the COVID-19, through virtual learning although 21% rated as satisfactory. Thus Students are really enjoying their virtual leaning with the help of teachers and college administration support.

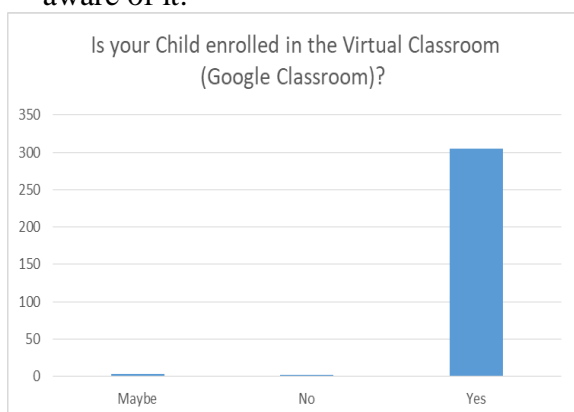
Statistical Analysis of Feedback (Virtual Parent Teacher Meet 2020) Arts Stream (BA & BA Hons.)

A review of parents and caretakers was taken in reference to online classes to understand their involvement and level of satisfaction. There are approximately 2000 students enrolled in Bachelors programs in Arts stream out of which more than 300 responses were garnered representing low participation.

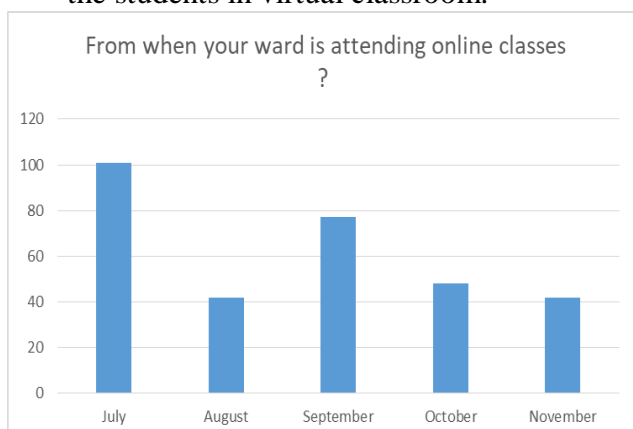
The aim was not only to understand student/parent satisfaction and grievances but also to make the parents aware of the college's and child's activity/performance.

Following can be deduced from the responses:

- Approximately, all the students are enrolled for virtual classroom and parents are also well aware of it.

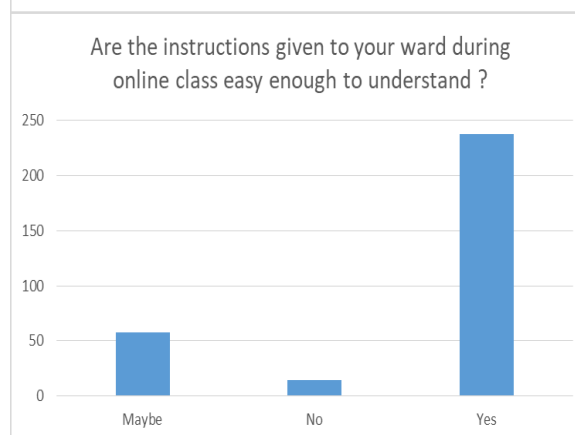
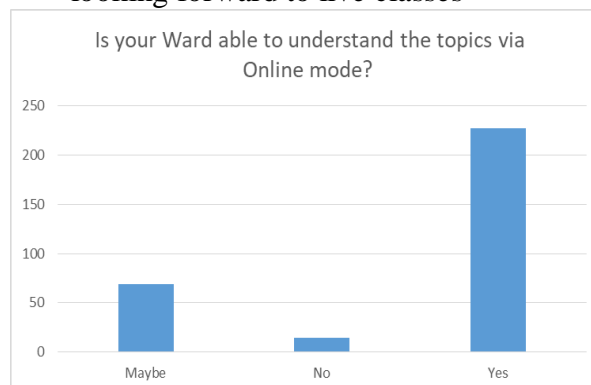


- The dispersion is seen in the enrolment of the students in virtual classroom.

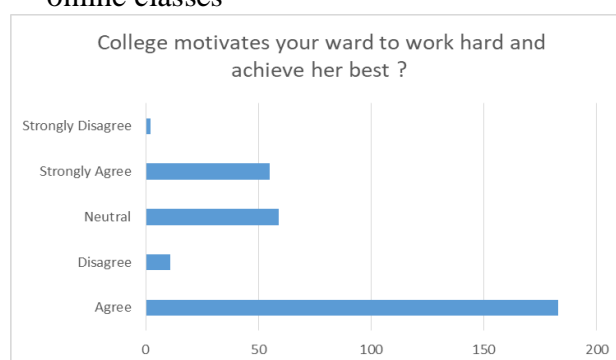


- Most of the parents are well aware of the materials shared, online live classes and their ward's performance and attendance in the classroom
- The responses confirm that the students and hence parents are satisfied with the materials posted on the classroom. Although approximately 30% parents gave

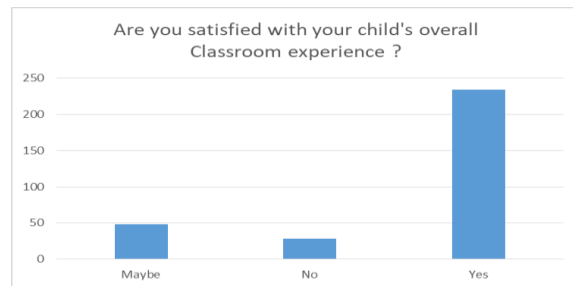
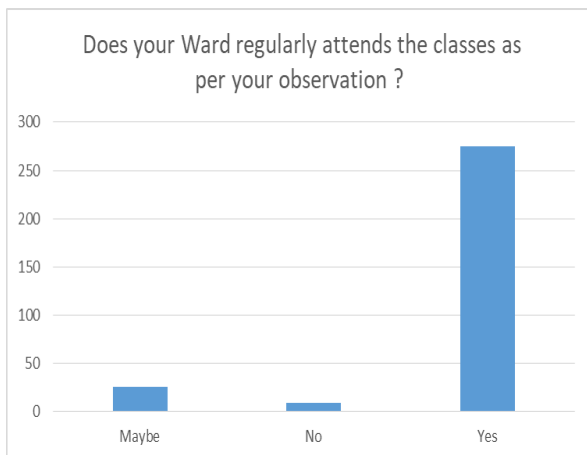
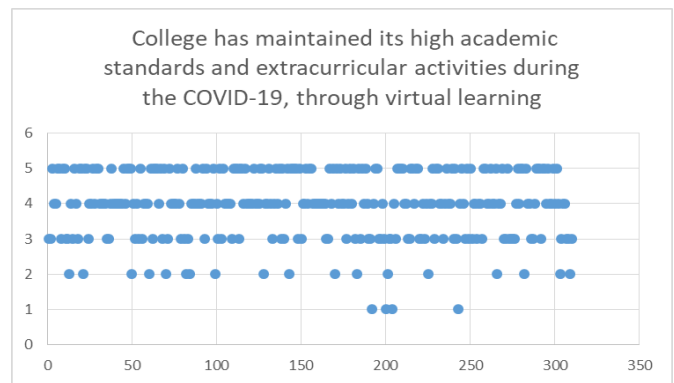
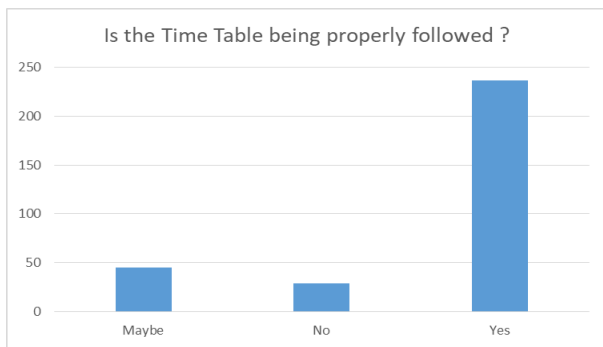
a mixed response in the understanding of the curriculum through online mode and are looking forward to live classes



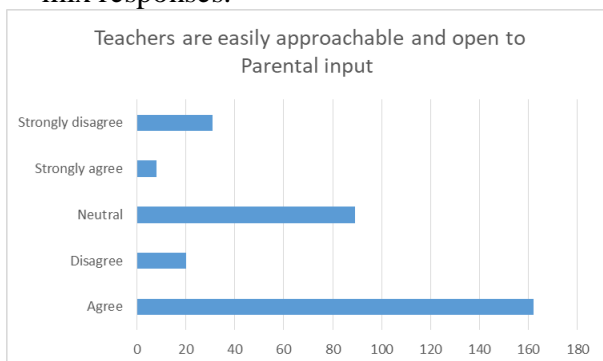
- The parents are partially satisfied with the motivation and push given by teachers to involve students in studying and attending online classes



- Parents are satisfied with the timetable being followed for online classes.



- There was a mixed response in teacher's approachability. Handling of pandemic academically has been a challenge for both teachers and students and with new normal there had been some resistance and acclimatization time that could have led to the mix responses.



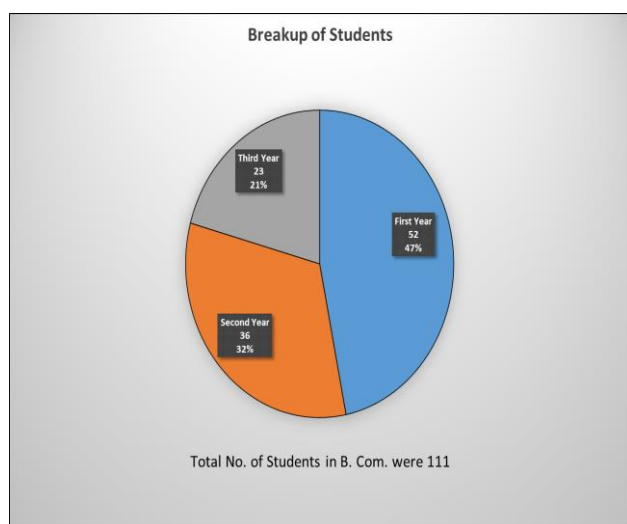
- The thickness of the scatter in the graph represents that most parents believe that the college is maintaining high academic standards. The effectiveness of ICT tools used by Teachers was also appreciated. Due to pandemic the mode of extracurricular activities changed and have been a bit challenging for both faculty and students. The college understands the importance of holistic education and had organized departmental and faculty activities and the parents are satisfied with the extracurricular activities.

In conclusion, as per the responses received most of the parents are interested in attending the online PTM and are looking forward to it. From the responses in the suggestion section more than 78% parents were completely satisfied. Some suggestions include demanding more live classes, sharing of notes, sharing the recording of the live classes and including more extracurricular activities. There were mixed responses in content of the classroom tests/ assignments.

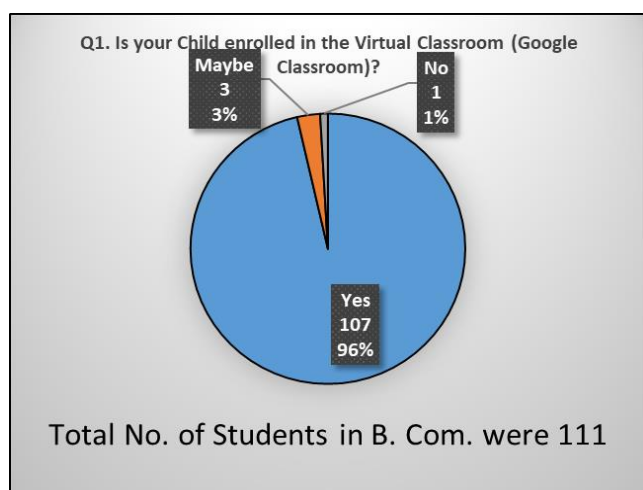
.....

Statistical Analysis of Feedback (Virtual Parent-Teacher Meet 2020) Commerce Stream (B.Com.)

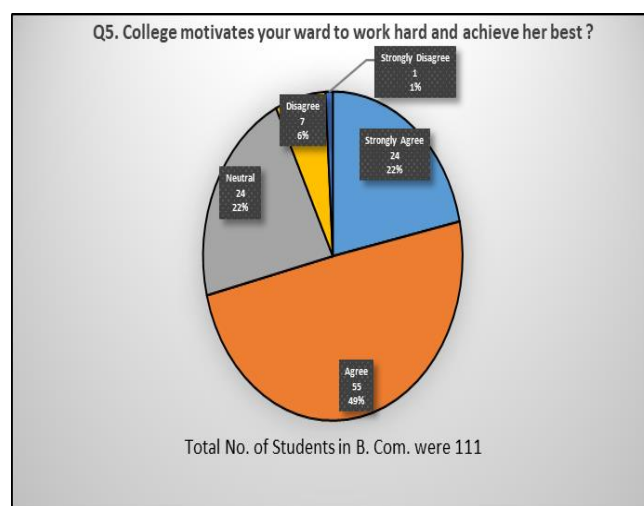
During COVID-19 Pandemic, college conducted the Virtual Parent-Teacher Meeting for session 2020-21. College has received 111 responses in Commerce stream, out of which 47 % responses are from first year, 32 % are from second year and 21 % are from third year.



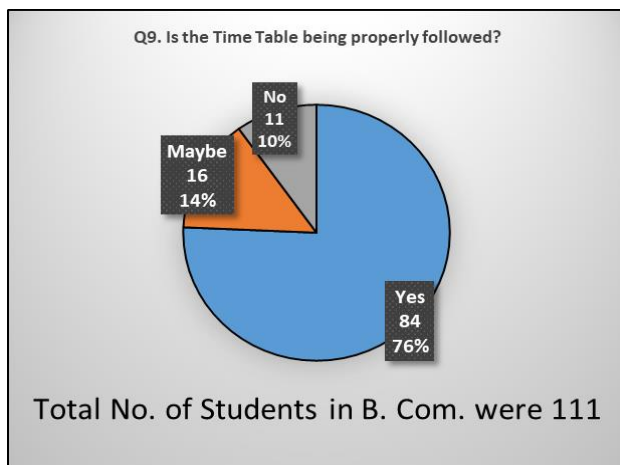
In the virtual classroom 96% students are enrolled, this shows their zeal. Despite being in adverse situation, students are keen towards their studies.



The data reveals that majority of students were enrolled in the virtual classroom in the month of July and August and about 3/4th of students' parents and guardians confirmed that their ward is understanding the topics very well through online mode and getting all the required information. Students and their parents strongly agreed and opines that college is motivating them for hard work and to achieve better results.



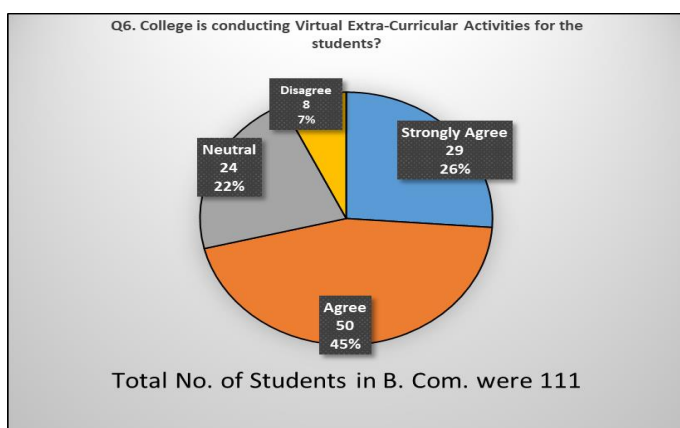
22% respondents strongly agree and double of it, 45 % students had expressed their agreement with extra-curricular activities organized by the college on a periodical basis and majority of the students are in favor that instructions given in online classes are easy to understand and their problems are addressed patiently.



As many of the parents had expressed their pleasure towards the ongoing activities of the college, they also made a point to provide a solution for the benefit of all, to come out of this limit criteria in the live classes. Respondents insisted to make the study material available round the clock and to held more interactive session with students and teachers.

76% of total responses revealed that despite of this Pandemic, college has swiftly adopted online mode of time table and has implemented it in a well-versed manner. With this quick switch, ward is attending the classes regularly and 53% of respondents ranked satisfactory, to the Information and Communication tools and majority of the students are satisfied with the overall experience of the online classes.

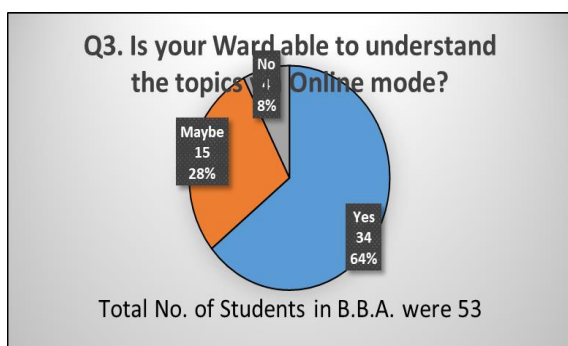
Parents advised us to give more assignment and to provide the presentation or online material after the live class as many students do not have reading material with them, online study material they can refer in future. Overall students as well as parents appreciated the efforts made by college.



Virtual Parent Teacher Meet – Feedback Analysis

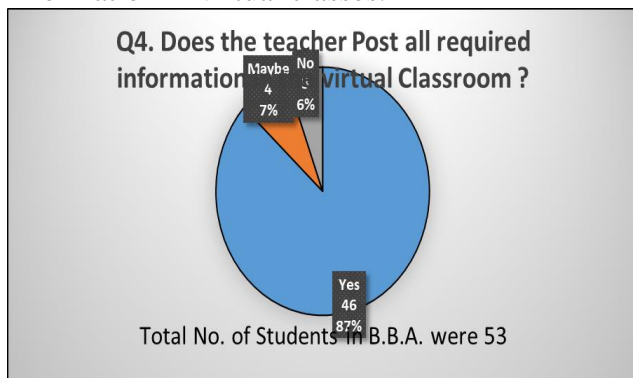
Bachelor of Business Administration (BBA)

To know the response of students and parents for online classes, virtual PTM was conducted in the month of December in 2020, for BBA Students. In this PTM parents of 53 students from BBA, PART 1, PART2 and PART 3 took part and gave their valuable time. From these students 51% students started taking their classes from July, 4% joined in August ,24% in september,17% in october,4% in November. Parents response regarding understandability of online classes to their ward can be seen from below chart (fig 1) where 64 %(34) parents said that, yes their ward is getting what is being taught in online classes. This is good percentage in itself.



(Fig.1)

Another noticeable point is that 87% parents said (fig.2) that their ward is getting all required information in virtual classes.

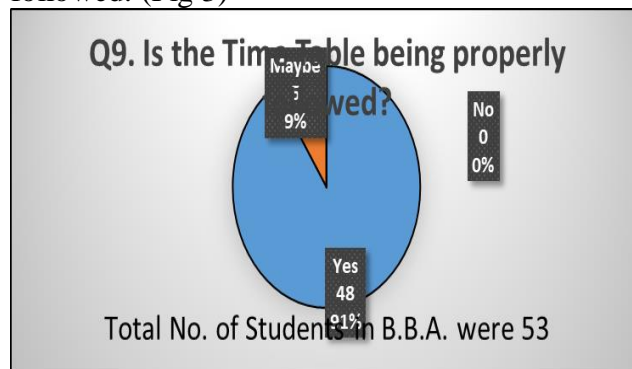


(Fig. 2)

They have even appreciated the role of college in motivating students as 58% parents have agreed that college motivates students to work hard and give their best. Also 53% parents have

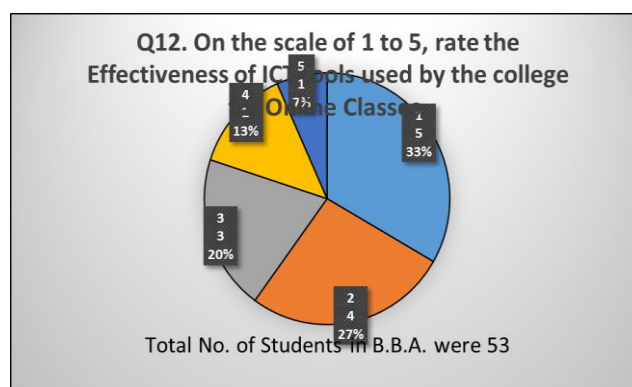
agreed that college is conducting virtual extra curriculum activities for students.

After analyzing figures, it can be seen that 70% parents agree that college effectively deals with grievances. Discipline is always regarded as one of the best management practice and this is what college has been practicing which is revealed through the responses given by parents where 91 % parents agree that time table is being followed. (Fig 3)



(Fig.3)

Another positive point which could be observed through data is that 85% parents said that their ward is attending classes regularly as per their observation which is again symbol of discipline. Coming to overall satisfaction level it could be observed that 62% parents have agreed that they are satisfied with their child's overall experience in online classes. Talking about effectiveness of ICT tool used by college for online classes, 33 % parents have rated it 1 and 27% have rated it 2, which is satisfactory rating. (Fig 4)



(Fig.4)

It could also be analyzed from the data obtained that parents are comfortable with online PTM and a large number of parents are ready to attend Virtual PTM's in future also.

Parents suggested that zoom app should be used instead of Google –Meet and recorded lectures should be more so that students can refer them later on. Parents have suggested for class test

revision and assignment. Most of the parents are very thankful to college for its best effort.

Compiled By-

Dr. Sunita Shekhawat

Dr. Anita Gajraj (Science)

Dr. Jayanti Goyal (BCA)

Dr. Himanshi Rastogi (BA & BA Hons)

Dr. Bharti Godhwani (B.Com.)

Dr. Preeti Agrawal (BBA)