



UNIVERSITY OF RAJASTHAN

JAIPUR

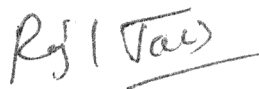
SYLLABUS

M.Sc. (Zoology)

(Semester Scheme)

I & II Semester-- 2019-20

III & IV Semester – 2020-21


Dy. Registrar (Academic-I)
University of Rajasthan
Jaipur

MAX. MARKS: 100**PASS MARKS: 36****THEORY PAPER DURATION: 3 HRS.****PRACTICAL: 6 HRS****SCHEME OF EXAMINATION ZOOLOGY**

- As per discussion of academic council, the student will require to earn 120 credits for PG course out of total 144 credits.
- In theory, 15 hrs of teaching is equal to one credit.
- In practicals, 45 hrs of laboratory works is equal to 2 credits.
- Each Semester of PG course shall have 36 credits.
- Each Semester will have continuous assessment which will include internal assessment in theory and practical by internal examination /seminar/oral examination- Viva voce etc. and the maximum marks will be 30.
- Each theory paper shall carry 100 marks. It will be of 3 (three) hrs duration.
- Part A of question paper shall contain 10 (Ten) very short answer type questions covering the entire syllabus. Each question will carry 2 (two) marks i.e. part A will be of total 20 marks.
- In part B, there will be 4 questions, one per unit with internal choice. Each question will carry 20 marks i.e. total of 80 marks.
- Each practical examination will be of 6 hrs duration and will involve laboratory experiments / exercises and Viva –voce examination.

Dy. Registrar (Academic-I)
University of Rajasthan
Jaipur

First Semester (With Laboratory Work)

S. No.	Subject Code	Course Title	Course Category	Credit
1.	ZOL C101	Biosystematics & Taxonomy	CCC	4
2.	ZOL C102	Biology of Invertebrates	CCC	4
3.	ZOL C103	Biochemistry	CCC	4
4.	ZOL 111	Lab (Based on ZOL C101, ZOL C102 and ZOL C103)	CCC	6
5.	ZOL E101	Fundamentals of Computers and Bioinformatics	ECC	4
6.	ZOL E102	Genetics	ECC	4
7.	ZOL E103	Applied Zoology	ECC	4
8.	ZOL E104	Toxicology	ECC	4
9.	ZOL E105	Biosafety & Bioethics	ECC	4
10.	ZOL E106	Parasitology	ECC	4
11.	ZOL 112	Elective Lab (Based on ZOL E101/ ZOL E102/ ZOL E103/ ZOL E104/ ZOL E105/ ZOL E106)	ECC	6

Second Semester (With Laboratory Work)


S. No.	Subject Code	Course Title	Course Category	Credit
1.	ZOL C201	Physiology	CCC	4
2.	ZOL C202	Molecular Biology	CCC	4
3.	ZOL C203	Biostatistics	CCC	4
4.	ZOL 211	Lab (Based on ZOL C201, ZOL C202 and ZOL C203)	CCC	6
5.	ZOL E201	Immunology	ECC	4
6.	ZOL E202	Wildlife: Its Management & Conservation	ECC	4
7.	ZOL E203	Applied Biology	ECC	4
8.	ZOL E204	Histology and Histopathology	ECC	4
9.	ZOL E205	Population Genetics	ECC	4
10.	ZOL 212	Elective Lab (Based on ZOL E201/ZOL E202/ZOL E203/ZOL E204/ ZOL E205)	ECC	6

Raj Jay

Dy. Registrar (Academic-I)
University of Rajasthan
Jaipur

Third Semester (With Laboratory Work)

S. No.	Subject Code	Course Title	Course Category	Credit
1.	ZOL C301	Biology of Chordates	CCC	4
2.	ZOL C302	Gene and Differentiation	CCC	4
3.	ZOL C303	Evolution	CCC	4
4.	ZOL 311	Lab (Based on ZOL C301, ZOL C302 and ZOL C303)	CCC	6
5.	ZOL 3A01 ZOL 3B01 ZOL 3C01 ZOL 3D01 ZOL 3E01	Cancer and Radiation Biology Cell and Molecular Biology Entomology Environmental Biology Reproductive Biology	ECC	4
6.	ZOL 3A02 ZOL 3B02 ZOL 3C02 ZOL 3D02 ZOL 3E02	Cancer and Radiation Biology Cell and Molecular Biology Entomology Environmental Biology Reproductive Biology	ECC	4
7.	ZOL 3A03 ZOL 3B03 ZOL 3C03 ZOL 3D03 ZOL 3E03	Cancer and Radiation Biology Cell and Molecular Biology Entomology Environmental Biology Reproductive Biology	ECC	4
8.	ZOL 312A ZOL 312B ZOL 312C ZOL 312D ZOL 312E	Elective Lab Based on: ZOL 3A01, ZOL 3A02 and ZOL 3A03 ZOL 3B01, ZOL 3B02 and ZOL 3B03 ZOL 3C01, ZOL 3C02 and ZOL 3C03 ZOL 3D01, ZOL 3D02 and ZOL 3D03 ZOL 3E01, ZOL 3E02 and ZOL 3E03	ECC	6


 Dy. Registrar (Academic-I)
 University of Rajasthan
 Jaipur

Fourth Semester (With Laboratory Work)

S. No.	Subject Code	Course Title	Course Category	Credit
1.	ZOL 401	Ecology	CCC	4
2.	ZOL 402	Ethology	CCC	4
3.	ZOL 403	Tools & Techniques	CCC	4
4.	ZOL 411	Lab (Based on ZOL 401, ZOL 402 and ZOL 403)	CCC	6
5.	ZOL 4A01 ZOL 4B01 ZOL 4C01 ZOL 4D01 ZOL 4E01	Cancer and Radiation Biology Cell and Molecular Biology Entomology Environmental Biology Reproductive Biology	ECC	4
6.	ZOL 4A02 ZOL 4B02 ZOL 4C02 ZOL 4D02 ZOL 4E02	Cancer and Radiation Biology Cell and Molecular Biology Entomology Environmental Biology Reproductive Biology	ECC	4
7.	ZOL 4A03 ZOL 4B03 ZOL 4C03 ZOL 4D03 ZOL 4E03	Cancer and Radiation Biology Cell and Molecular Biology Entomology Environmental Biology Reproductive Biology	ECC	4
8.	ZOL 412A ZOL 412B ZOL 412C ZOL 412D ZOL 412E	Elective Lab Based on: ZOL 4A01, ZOL 4A02 and ZOL 4A03 ZOL 4B01, ZOL 4B02 and ZOL 4B03 ZOL 4C01, ZOL 4C02 and ZOL 4C03 ZOL 4D01, ZOL 4D02 and ZOL 4D03 ZOL 4E01, ZOL 4E02 and ZOL 4E03	ECC	6

Note- Elective practical/s will be based on the elective theory paper/s opted.

Raj / Vas

Dy. Registrar (Academic-I)
University of Rajasthan
Jaipur

M. Sc. ZOOLOGY I SEMESTER (2019-20)
CORE PAPER
ZOL C101: BIOSYSTEMATICS AND TAXONOMY

Max. Marks: 100

Total Hours: 60

UNIT-I

1. Taxonomy: Definition and basic concept of biosystematics and taxonomy.
2. History, scope and application of biosystematics.
3. Taxonomic diversity: Definition and types of various taxonomic categories, micro- and macro- taxonomy.
4. Dimensions of speciation: Species category, sub-species and other intra-species categories.
5. Kingdom of life: General outline of kingdom including Monera and Protista; Broad outline and diversity in kingdom Animalia.

UNIT-II**Modern trends in taxonomy:**

1. Behavioural taxonomy
2. Chemotaxonomy
3. Cytotaxonomy
4. Molecular taxonomy
5. Neo-taxonomy
6. Numerical taxonomy.

UNIT-III

1. Taxonomic procedures: Collection, preservation, curation and process of identification.
2. Taxonomic character of different kinds-quantitative and qualitative analysis of variation.
3. Theories of biological classification: Hierarchy of categories.
4. Interpretation and application of important rules and formation of scientific names of different taxa.

UNIT-IV

1. Interpretation and application of important rules of zoological nomenclature, formation of scientific names of the various taxa.
2. Taxonomic keys: Their merits and demerits.
3. International code of zoological nomenclature (ICZN).
4. Systematic publications and different kinds of publications.

Dy. Registrar (Academic-I)
 University of Rajasthan
 Jaipur

PRACTICALS

1. Identification, classification and study of the animals from major invertebrate groups (Protozoa to Hemichordata including minor phyla) using museum specimens, microscopic slides, models or charts or photographs.
2. Preservation techniques of selected invertebrates.
3. **Museum specimens and slides:**
 - PROTOZOA: *Gregarina*, *Monocystis*, *Ceratium*, *Euplotes*, *Noctiluca*, *Radiolarian*, *Stentor*, *Opalina*
 - PORIFERA: Museum specimen of *Hyalonema* and *Euspongia*, Sectional view of *Sycon* (T. S. & L. S.); *Grantia* (T. S.)
 - COELENTERATA (CNIDARIA): Slides of *Obelia* polyp and medusa, *Pennaria*, *Aurelia*-tentaculocytes. Museum specimens of *Virgularia*, *Spongodes*, *Zoanthus*, *Favia*.
 - HELMINTHES: Slides of *Temnocephala*.
Museum Specimens of *Ascaris lumbricoides*, *Taenia solium*, *Planaria*.
 - ANNELIDA: Slides of *Ozobranchus*, *Glossiphonia*.
Museum specimens of *Eunice*, *Polynoe*, *Terebella*, *Eurythoe*.
 - ARTHROPODA: Slides of *Cyclops*, *Daphnia*, *Chelicerata*, Section of *Peripatus*. Museum specimen of *Balanus*, *Lepas*, *Palinurus*, *Uca princeps*, *Pycna*, *Emerita*, *Gongylus*, *Belostoma*, *Limulus*, *Squilla*, *Eupagurus*.
 - MOLLUSCA: Museum specimens of *Dolabella*, *Pteria*, *Nerita*, *Sanguinolaria*, *Chicoreus*, *Ficus*, *Lambis*, *Tridacna*, *Onchidium*, *Oliva*, *Murex*, *Turritella*, *Bulla*, *Cardium*.
 - ECHINODERMATA: Museum Specimens of *Linckia*, *Echinodiscus*, *Holothuria*, *Antedon*.
 - MINOR PHYLA: Slides of *Bugula*, *Plumatella*, *Cristatella*, *Pectinella*.
Museum Specimen of *Phoronis*, *Dendrostoma*.
 - LARVAE: Planula, Redia, Cercaria, Metacercaria, Trochophore, Nauplius, Zoea, Mysis, Phyllosoma, Trilobite larvae of *Limulus*, Antilon, Veliger, Bipinnaria, Ophiopluteus and Echinopluteus, Auricularia, Tornaria.

Note : Photographs may be supplemented if unavailable.

Visit to a river/pond/sea: Collection, preservation, curation and identification of animals.

Raj | Jay

Dy. Registrar (Academic-I)
University of Rajasthan
Jaipur

Recommended Books:

1. Biodiversity, E. O. Wilson, Academic Press; Washington.
2. Principles of Animal Taxonomy; G. G. Simpson. Oxford IBH Publishing Company.
3. Elements of Taxonomy. E. Mayer.
4. The diversity of life (The College Edition), E. O. Wilson. W. W. Northen & Co.
5. Theory and Practice of Animal Taxonomy. V. C. Kapoor. Oxford IBH Publishing Co. Pvt. LTD.
6. Advancement in Invertebrates Taxonomy and Biodiversity. Rajeev Gupta. Agrobios International.
7. The Invertebrates, Hyman, L. H. Vol. 1 to 9. McGraw Hill Co., New York.
8. A Biology of Higher Invertebrates, W. D Russel-Hunter,. The Macmillan Co. Ltd., London.
9. Collection, preservation and identification of animals. J. R. B. Alfred and Ramakrishna (2004). Zoological survey of India Publications.
10. The Biology of Biodiversity, M. Kato, Springer.

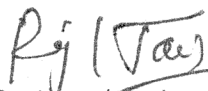
**M. Sc. ZOOLOGY I SEMESTER
CORE PAPER
ZOL C102: BIOLOGY OF INVERTEBRATES**

Max. Marks: 100**Total Hours: 60****UNIT-I**

1. Origin of Protozoa, parazoa and metazoa.
2. Origin of radiata and bilateria.
3. Origin, characters and types of metamerism.
4. Origin and evolution of coelom.
5. Evolution of reproductive and non-reproductive units (evolution of sex) division of labour and social evolution.

UNIT-II

1. Locomotory organs and mechanisms of locomotion in invertebrates, flight mechanism of Insects, modification of foot organelles in Mollusca.
2. Feeding and digestion in invertebrates.
3. Excretory and osmo-regulatory organs and their mechanisms in invertebrates


 Dy. Registrar (Academic-I)
 University of Rajasthan
 Jaipur

UNIT-III

1. Respiration in invertebrates.
2. Nervous system in invertebrates: (i) Primitive nervous system- Coelenterata and Echinodermata and (ii) Advanced nervous system- Annelida, Crustacea, Insecta and Mollusca.
3. Reproduction in invertebrates.

UNIT-IV

1. Introduction to minor phyla, their salient features and characters
2. Origin and significance of mesozoa, ctenophora and rhynchocoela.
3. Larval forms and their significance, free living, marine & freshwater protostome and deuterostome larval forms (including trochophore), crustacean, mollusc and insect larval forms, their strategies and significance, parasitic larva, larvae of parasitic forms.


PRACTICALS

I. Anatomy:

1. Leech : Alimentary canal, nephridial and reproductive system
2. Crab: Nervous system.
3. Cockroach: Nervous system and reproductive system.
4. Aplyisa, Sepia and Unio- Nervous system.
5. Sea Urchin – Aristotle's lantern.
6. Holothuria – General anatomy, alimentary canal.

II. Collection, culture, live study & permanent mounting:

1. *Amoeba*, *Paramecium*.
 2. *Hydra*.
 3. Trematodes, Cestodes and Nematodes.
 4. Permanent Mounting - *Obelia*, *Sertulria*, *Companularia*, *Cercaria*, *Daphnia*, *Cyclops*, *Zoea*, *Megalopa*, *Mysis*, *Lucifer*
 5. Mouth parts and salivary glands of cockroach, nephridia of leech.
- **Anatomy:** Study of systems of the prescribed types with the help of dissection.
 - With reference to microscopic slides, in case of non-availability, the exercise should be **substituted with diagrams / photographs**.
 - **It should be ensured that animals used in the practical exercises are not covered under the wild life act 1972 and amendments made subsequently**


 Dy. Registrar (Academic-I)
 University of Rajasthan
 Jaipur

SUGGESTED BOOKS:

1. Invertebrate Zoology: A Functional Evolutionary Approach, Edward E. Ruppert, Richard S. Fox
2. Invertebrate Zoology, R. S. K. Barnes.
3. The Invertebrates. Vol.1. Protozoa through Ctenophora, Hyman, L.H. McGraw Hill Co., New York.
4. The Invertebrates. Vol.2. Hyman, L.H. McGraw Hill Co., New York.
5. The Invertebrates. Smaller Coelomate Groups, Vol. 5. Hyman, L.H. McGraw Hill Co., New York.
6. The Invertebrates. Vol.8. Hyman, L.H. McGraw Hill Co., New York and London
7. Invertebrate Structure and Function. Barrington, E.J.W. Thomas Nelson and Sons Ltd., London.
8. Invertebrates, Richard C. Brusca, Gary J. Brusca and Nancy J. Haver.
9. A Biology of Higher Invertebrates, Russel-Hunter, W.D. McMillan Co. Ltd., London.
10. Student Text Book of Zoology. Vol. I, II and III. Sedgwick A. Central Book Depot, Allahabad.
11. Text book of Zoology. Parker, T.J., Haswell. W.A. Macmillan Co., London.
12. Biology of the Invertebrates by Jan A. Pechenik.
13. Invertebrate Zoology Laboratory Manual, Robert L. Wallace, Walter K. Taylor
14. The Invertebrates: A Synthesis - R. S. K. Barnes Peter P. Calow P. J. W. Olive D. W. Golding J. I. Spicer.
15. Reproductive Behavior and Evolution (Evolution, Development and Organization of Behavior) Rosenblatt, J, Springer, 1997.
16. Invertebrate Zoology: A Functional Evolutionary Approach, 7th Edition, Ruppert, Fox & Barnes, Cengage India, 2015.

**M. Sc. ZOOLOGY I SEMESTER
CORE PAPER
ZOL C103: BIOCHEMISTRY**

Max. Marks: 100

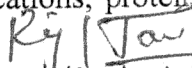
Total Hours: 60

UNIT-I

Scope of biochemistry: Biomolecules, Chemical bonds, pH, Acid, base, buffer, Concept of free energy.

Proteins:

1. Covalent properties of proteins: Structure and chemistry of amino acid, isolation and purification of protein, protein sequencing, covalent modifications, protein splicing.


 Dy. Registrar (Academic-I)
 University of Rajasthan
 Jaipur

2. Secondary and tertiary structures of proteins, peptides and peptide bonds, Ramchandaran plots and amino acid propensities, common secondary structures, protein tertiary structure and folding patterns, common tertiary structural motifs, role of packing constraints in tertiary structure patterns.
3. Globular and fibrous protein, water and hydrophobic effect, tertiary and quaternary effect, motifs in globular proteins, fibrous proteins (keratin, fibrin, collagen and elastin).
4. Protein folding and thermodynamics, Levinthal paradox, condensation and molten globules, chaperone assisted protein folding.
5. Amino acid sequences variation and protein misfolding diseases, allostery (Hemoglobin), myoglobin structure and oxygen binding.
6. Hemoglobin subunits cooperatively, Hill coefficient, Quaternary structural change, sickle cell and other molecular diseases

UNIT-II

Carbohydrates: Structure and biological importance

1. Monosaccharides
2. Oligosaccharides
3. Polysaccharides (Storage and structural polysaccharides, glycosaminoglycans)
4. Glycoconjugates (glycoprotein and proteoglycans).

Lipids:

1. Fatty acids: Structure, nomenclature, acyl glycerols, wax, phospholipids, sphingolipids, glycolipids, lipoproteins.
2. Terpenoids and sterols: Structure, properties and functions.
3. Functions of lipids.

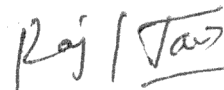
UNIT-III

Vitamins:

1. Classification, structure, occurrence and functions and fat soluble vitamins
2. Classification, structure, occurrence and biological function deficiency symptoms of water soluble vitamins.

Enzymes:

1. Enzyme as biocatalyst, the kinetics of enzyme catalysis, principles of enzyme catalysis, proteases, polymerases and other examples.
2. Co-enzymes and Co-factors, Isozymes.
3. Enzyme inhibition, allosteric enzyme.
4. RNA catalysis, chemistry and structure of ribozymes, evolutionary implications, enzymes as biosensor.


 Dy. Registrar (Academic-I)
 University of Rajasthan
 Jaipur

UNIT-IV

Metabolism:

1. Catabolism, anabolism, metabolic pathway, regulation, concept of free energy
2. Carbohydrate metabolism: Enzymatic reactions, regulation importance of Glycolysis, Citric acid cycle, Pentose phosphate pathway, glycogenolysis, glycogenesis
3. Lipid metabolism: Fatty acid oxidation and biosynthesis, Beta-oxidation.
4. Amino acid metabolism: Catabolism of amino acid, transamination, deamination, biosynthesis of non essential amino acids, fate of carbon skeleton
5. Nucleotide metabolism: Degradation of purine and pyrimidine nucleotides, biosynthesis (*de novo*, salvage pathways) of purine and pyrimidine nucleotides.
6. Oxidative phosphorylation and mechanism of ATP biosynthesis.

Metabolic disorders:

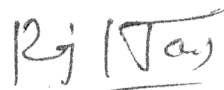
1. Carbohydrate – Galactosemia, Glycogen storage disease (Von Gierke disease), Hereditary fructose intolerance and Diabetes mellitus.
2. Protein – Phenyl ketonurea, Maple syrup urine disease, Carbamoyl phosphate synthetase I deficiency, alkaptonurea.
3. Lipid- Lipid storage disorder (Gaucher's disease, gangliosidoses), Diabetic ketoacidosis, Coenzyme A dehydrogenase deficiencies, Carnitine related deficiencies.
4. Nucleotide- Lesh-nyhan syndrome, Gout immunodeficiency diseases associated with defects in purine degradation.

PRACTICALS

1. Verification of Beer Lambert's Law using any colour solution
2. Determination of absorption maxima of a coloured solution
3. Standard curve –cholesterol, protein
4. Determination of pH of different solutions.
5. Quantities estimation of the following in various tissues.
 - Carbohydrates: Glycogen, & Glucose
 - Proteins: Total protein.
 - Lipids: Total Lipid & Cholesterol
 - Nucleic Acid: DNA and RNA
 - Enzymes; Acid and Alkaline Phosphatase
6. Paper chromatography: Unidimensional chromatography using amino acids from purified samples and biological materials.(Ascending & Descending)
7. Determination of serum protein through paper / PAGE electrophoresis.

Note:

1. It should be ensured that animals used in the practical exercises are not covered under the Wildlife Act 1972 and amendments made subsequently.


 Dy. Registrar (Academic-I)
 University of Rajasthan
 Jaipur

SUGGESTED BOOKS

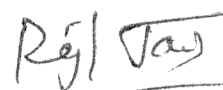
1. Biochemistry, Albert's R.H. Frey, P.A. and Jencks, W.P. Jones, and Bartlett Publisher, Boston/London 1992.
2. Lehninger Principles of Biochemistry, Nelson D.L. And Cox, M.M. acmillan/Worth Publishers 2000.
3. Biochemistry, Stryker L. W.H. Freeman and Co. New York 2001
4. Fundamentals of Biochemistry, Voet D., Voet J.G. and Pratt C.W. Johan Wiley and Sons Inc. New York, 1999.
5. Principles and Techniques of Practical Biochemistry, Wilson K. and Walker, J. Cambridge University Press Cambridge, 1994.
6. Principles of Biochemistry, Zubay G.L. Parson W. W. and Vence. D.E. Wm. C Brown Publishers, Oxford, England 1995.
7. Harper's Biochemistry, Murray, Granner, May Rodwell, McGraw Hill Publication, 2000.
8. Biochemistry, Donald Voet, Judith G. Voet.
9. Biochemistry, Mathew, C.K. Van Holde, K.E. Ahren, K.G. Peason Education Pvt. Ltd, Delhi, India 2003
10. Principles of Biochemistry, Horton, H.R. Morsanl. A Scringeur, K.G., Perry, M.D. Rawn, J.D. Peasons Educations, International, 2006.
11. Biochemistry (The Molecular Basis of Life, Mckee, T. Mc Kee, J.R. Mc Grew Hill Companying.
12. Biochemistry and Molecular Biology, Elliort, W.H. Elliott, D.C. Oxford University Press, Oxford, 2003.
13. Lippincott'S Illustrated Review by Champe, P.C. Harvey, R.A. Lippincott Williams & Wilkins, Philadelphia.

ZOL 111: PRACTICAL-I

(BASED ON ZOL C-101, ZOL C-102 and ZOL C-103)

Scheme for Practical Examination

Max. Marks: 100	Time: 6 hrs
1. Exercise (Core 1)	16
2. Exercise (Core 2)	16
3. Exercise (Core 3)	16
4. Spotting (8 × 3)	24
5. Seminar	09
6. Viva Voce	10
7. Record	09



Dy. Registrar (Academic-I)
University of Rajasthan
Jaipur

M. Sc. ZOOLOGY I SEMESTER ELECTIVE

ZOL E101: FUNDAMENTAL OF COMPUTERS AND BIOINFORMATICS

Max. Marks: 100

Total Hours: 60

UNIT-I

Fundamentals of computers:

1. Types of computers
2. Basic components of a computer
3. Generations of computer
4. Number system: Interconversion between binary, octal, decimal and hexadecimal
5. Softwares: System & application softwares
6. Operating systems: MS DOS, MS Windows, Unix/Linux
7. MS Office: MS Word, MS Excel, Power Point
8. Elementary idea of Adobe Photoshop
9. Internet: Physical and logical topologies, types of networking (LAN, MAN and WAN)
10. Web search engines: Yahoo, Google, MSN and Entrez (including Pubmed).

UNIT-II

Introduction of bioinformatics:

1. History, definitions & scope of bioinformatics
2. Related fields and areas of bioinformatics
3. Applications of bioinformatics
4. Bioinformatics in India.

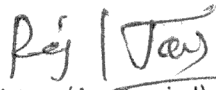
Biological database:

1. Classification: Primary, secondary and composite databases
2. Nucleotide sequence databases: GenBank, EMBL and DDBJ
3. Protein sequence databases: SWISS-PROT, TrEMBL, UniPROT and PROSITE
4. Structural databases: Protein Data Bank (PDB), Molecular Modeling Database (MMDB), Nucleic Acid Database (NDB), Structural Classification of Proteins (SCOP) and Class Architecture Topology Homology (CATH).

UNIT-III

Sequence analysis:

1. Types of sequence alignment: According to sequence number and sequence length, homologous sequences
2. Methods of sequence alignment: DOT PLOT or DOT MATRIX, Dynamic programming, Heuristic methods (FASTA and BLAST)


 Dy. Registrar (Academic-I)
 University of Rajasthan
 Jaipur

3. Scoring scheme: Point accepted mutations (PAM) matrices, Blocks amino acid substitution matrices (BLOSUM)
4. Gaps and gap penalties

UNIT-IV

Genomics and proteomics:

1. Genomics: Definition, history and classification (structural, functional and comparative)
2. Proteomics: Definition, metabolomics, classification (protein expression profiling, functional and structural), data mining
3. Significance of genomics and proteomics

Phylogenetic analysis:


1. Graphical representation, molecular clock theory
2. Monophylatic, paraphylatic and polyphyletic
3. Gene/Protein Versus species trees
4. Methods for inferring molecular phylogenies
5. Software packages for phylogenetic analysis.

Practicals

1. Exercises related to operating systems.
2. Exercises related to word processing (file formatting, page layout, mailing, printing etc.) using MS Word.
3. Use of MS Excel sheet for data processing.
4. Use of MS Power point for slide preparation.
5. Use of search engines.
6. Retrieve the sequence for the database.
7. Genome sequencing techniques.
8. Exercise based on various methods of sequence alignment.
9. Nucleotide and protein sequence databases.
10. Gene bank flat file format.
11. Data mining in proteomics.
12. Web based tools for sequence searchers and homology screening.

SUGGESTED BOOKS

1. Introduction to Bioinformatics, Attwood, T. K. and Parry Smith D. J., Pearson Education, Singapore 2006.
2. Structural Bioinformatics, Bourne P. E. and Weissig, H. Wiley-Liss New Jersey, USA. 2003
3. Introduction to Bioinformatics, Lesk A. M. 2nd ed., Oxford Press, 2005.
4. Fundamental Concepts of Bioinformatics, Krane Dan E. Pearson education (Singapore) Pte. Ltd, 2005.
5. Beginning Perl for Bioinformatics, Tisdall J. D. O'relly, California, USA 2001.
6. Bioinformatics: Sequence and Genome Analysis, Second edition Cold Spring, David W. Mount, Harbor Laboratory Press, New York 2004.


 Dy. Registrar (Academic-I)
 University of Rajasthan
 Jaipur

7. Statistical Bioinformatics: A Guide for Life and Biomedical Science Researchers, Jae, K. Lee John Wiley & Sons, New York 2010.
8. Francis Ouellette Bioinformatics: A Practical Guide to the Analysis of Genes and Proteins, Andreas D. Baxevanis and B. F. John Wiley & Sons, New York 2004.
9. Structural Bioinformatics, Jenny Gu and Philip E. Bourne Wiley Blackwell, 2009.
10. International I. Bioinformatics: Concepts, Methodologies, Tools, and Applications edited by information Resources Management Association, IGI Global publishers 2013.
11. Handbook of Statistical Bioinformatics Henry Horng-Shing Lu, Bernhad Scholkopf and Hongyu Zhao, Springer publishers, 2011.
12. Computer Fundamentals, Architecture & Organisation. Ram B. and Kumar S. 5th edition. New Age International (P) Ltd., New Delhi, 2014
13. Bioinformatics Methods and Protocols, Krawetz Stephen Misener and Stephen A. Humana press Inc 1999.

**M. Sc. ZOOLOGY I SEMESTER
ELECTIVE ZOL E102: GENETICS**

Max. Marks: 100

Total Hours: 60

UNIT-I

1. Brief life history of Gregor John Mendel.
2. Laws of Inheritance, modified Mendelian ratios, Lethal genes, Co-dominance, Incomplete dominance.
3. Pedigree analysis
4. Multiple allelism.
5. Pleiotropism.
6. Chromosome theory of inheritance.

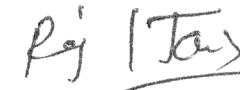
UNIT-II

Sex-determination and sex-linked inheritance

1. Sex -determination in Humans, *Drosophila*.
2. Sex linked Inheritance: Hemophilia, colour blindness, baldness in man.
3. Sex chromatin and drum sticks

Linkage and crossing over:

4. Crossing over: Concept and significance, Linkage disequilibrium and recombination.
5. Linkage: Concept & history, complete & incomplete linkage, Bridge's experiment, coupling & repulsion, recombination frequency, Basic concept of dosage compensation, linkage maps based on two factor crosses.


 Dy. Registrar (Academic-I)
 University of Rajasthan
 Jaipur

UNIT-III

1. Genetic code; repetitive and unique DNA sequences, split genes, overlapping genes and pseudo genes.
2. Gene interactions: Lethal alleles, penetrance and expressivity, pleiotropism, modifiers, atavism, phenocopies.
3. Genetic control of cell division; Proto-oncogenes, Oncogenes and Tumor suppresser genes.
4. Transposable genetic elements.
5. Molecular mechanism of mutation, forward and reverse genetic mutations at DNA and protein level, frame shift mutation, extragenic suppression, physiological suppression.
6. Extranuclear inheritance, maternal effect, organelle heredity, infection heredity.

UNIT-IV

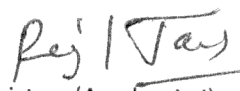
1. Cytogenetics of human chromosomes.
2. Inbreeding and related disorders; Other genetic diseases.
3. Molecular diagnosis of genetic diseases (Cystic fibrosis, Huntington's disease and sickle cell anemia), Screening of risk factor for genetic diseases.
4. Elementary idea of gene therapy.
5. Behavioral genetics, circadian rhythm in *Drosophila*.
6. Human genome project.

Practicals

1. Gene interactions with the help of *Drosophila* culture for the following dihybrid F_2 segregation ratios: 9:7; 9:4:3; 13:3; 12:3:1.
2. Construction of linkage map based on recombination frequency data obtained from a two point cross from real life data.
3. Chi-square analysis of a dihybrid F_2 population data.
4. Study of meiosis in testes of grasshopper.
5. Pedigree analysis of hemophilia in Royal family of Great Britain.
6. Colour blindness: Ishihara's chart.
7. Study of the following with the help of photographs: Sex chromosome in *Melandrium/ Coccinia*, multivalent, inversion Bridge, laggards, translocation ring (*Rhoeo*), human genetic syndromes (Down's, Turner's, Klinefelter's), Barr bodies.
8. Preparation of Chromosome plate from bone marrow of laboratory mice.

SUGGESTED BOOKS

1. Principles of Genetics, Grdner E.J., VIII edition, Simmons M.J. and Snustad D.P. Willey India, 2008.
2. Concepts of Genetics. XI edition. Klug WS, Cummings M.R., Spencer C.A. Benjamin Cummings, 2009.
3. Genetics- A Conceptual Approach. Pierce B.A. W.H. Freeman & Co., NY, 2008.
4. A Conceptual Approach. Russell P. J. III edition. Benjamin Cummings, 2009.


 Dy. Registrar (Academic-I)
 University of Rajasthan
 Jaipur

5. Genetics of populations, Hedrick, R. W. Jones and Bartelt publisher, Sudbury, Massachussetts.
6. Human Genetics: problems and approaches, Vogel F and Motulsky A. Springer Verlag, 1997.
7. Human Molecular Genetics, Strachan T and Read A, III ed. Garland Science, 2003.

M. Sc. ZOOLOGY I SEMESTER
ELECTIVE
ZOL E103: APPLIED ZOOLOGY

Max. Marks: 100

Total Hours: 60

UNIT-I

1. Economic importance of beneficial and harmful Protozoa, helminthes, mites and ticks, crustaceans and spiders.
2. Insects as pollinators, ornamental insects; insects as food.
3. Industries related to Lac insect, Honey bees and Silk worm.
4. Disease causing insects (in man and animals) and their control.

UNIT-II

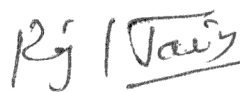
1. Fresh and Brackish water fish culture.
2. Products of fishing industry.
3. Common freshwater and marine food fishes of India.
4. Freshwater aquarium, common freshwater aquarium fishes.
5. Fishing methods in India.
6. Larvicidal fishes of India.
7. Prawn culture
8. Pearl culture.

UNIT-III

1. Poultry keeping and Duck poultry.
2. Dairy farming and Piggery.
3. Leather industry, wool industry, fur and fur industry.

UNIT-IV

1. Pharmaceuticals from animals.
2. Economic importance of snakes
3. Economic importance of mammals.
4. Crop pests, storage pests, pests of fruits and vegetables.


Dy. Registrar (Academic-I)
University of Rajasthan
Jaipur

Practicals

1. General introduction to stains, preservatives and fixatives.
2. Museum specimens:
 - (i) Protozoa- Selected species of economic importance
 - (ii) Platyhelminthes : Selected species of economic importance
 - (iii) Arthropoda: Mites, Ticks, Spiders, Insects
 - (iv) Molluscs, Echinoderms, fishes, snakes and mammals
3. Visit to Poultry farm /dairy (Report to be submitted).
4. Collection and preservation of pest of economic importance (Detailed life history)
5. Visit to leather / wool / fur industries (Report to be submitted).
6. Study of protozoan, Helminth parasites and arthropod vectors associated with human disease.

SUGGESTED BOOKS

1. Economic Zoology, G.S Shukla & V.B. Upadhyay, Rastogi Publications, Meerut, India 1991-92.
2. Fish & Fisheries, Kamaleshwar Pandey & J.P. Shukla. Rastogi Publications, Meerut, India 2007.
3. Fish & Fisheries, of India, V.G. Jhingran, Hindustan Pub, Corp. India 1982.
4. A Hand Book on Economic Zoology, Jawid Ahsan and Subhas Prasad Sinha, S. Chand & Company Ltd. Ramnagar.

**M. Sc. ZOOLOGY I SEMESTER
ELECTIVE**

ZOL E104: TOXICOLOGY

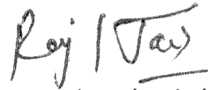
Max. Marks: 100

Total Hours: 60

UNIT-I

Fundamentals of toxicology:

1. Definition, scope and basic divisions of toxicology.
2. Basic concept of Toxicology: Toxicants and toxicity; Factors affecting environmental concentrations of toxicants; Factors influencing toxicity.
3. Dose; Effect and response; Dose-response relationships; Statistical concepts of toxicity; Margin of safety (Slope); Toxicity curves; Cumulative toxicity.
4. Toxicological testing methods: General test design; Single species tests; Multispecies tests; Acute, Subacute and Chronic toxicity tests.
5. Concept of QSAR, Toxicogeomics, Metabonomic technology, Molecular toxicology and Chronotoxicology.


 Dy. Registrar (Academic-I)
 University of Rajasthan
 Jaipur

UNIT-II

Toxicants of public health:

1. Toxic chemicals and their effects: Pesticides; Heavy metals; Fertilizers; Food additives;
2. Radioactive substances; Automobile emissions.
3. Membrane permeability and mechanisms of chemical transfer; Absorption and translocation of xenobiotics; Membrane barriers, binding of xenobiotics and storage depots; Excretion of xenobiotics.
4. Toxic chemicals in the environment; Bioconcentration and Biomagnification.
5. Occupational diseases: Pneumoconiosis (Silicosis, Anthracosis, Byssinosis, Bagassosis, Asbestosis, Farmers lung), Plumbism and Occupational dermatitis.

UNIT-III

Biotransformation of toxicants:

1. Definition and Biotransformation sites.
2. Phase I reactions: Oxidation, Reduction and Hydrolysis.
3. Phase II Reactions: Glucuronide formation, Methylation, Sulphate conjugation, Acetylation, Amino acid conjugation and Glutathione conjugation.
4. Complex nature of biotransformation, Factors affecting biotransformation and Bioactivation.

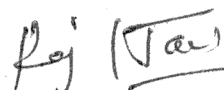
UNIT-IV

Natural Toxins and their health effects

1. Microbial toxins: Anthrax, Botulism, Staphylococcal Enterotoxin, Mycotoxicosis, Mushrooms.
2. Venoms of invertebrates: Sponges, Coelenterates, Annelids, Arthropods, Molluscs and Echinoderms.
3. Venoms of Vertebrates: Fishes, Amphibians and Reptiles (lizards and snakes).
4. Neurotoxic plants: Hemlock (*Conium maculatum*), Water hemlock (*Cicuta virosa*), Curare (*Chondrodendron tomentosum*).
5. Cyanogenic plants: Hydrangea (*Hydrangea paniculata*), Apricot, Cassava (*Manihot esculenta*).
6. Poisonous plants: Castor (*Ricinus communis*), Rosary pea (*Abrus precatorius*), Oleander (*Nerium oleander*), Azalea (*Rhododendron*)

Practicals

1. Determination of LC_{50}/LD_{50} of any toxicant using organisms.
2. Study the effects of toxicants on blood cells and blood biochemistry.
3. Study the effects of toxicants on liver function enzymes such as, Alkaline phosphatase, SGPT and SGOT.
4. Study the effects of toxicants on kidney function.


 Dy. Registrar (Academic-I)
 University of Rajasthan
 Jaipur

5. Study the effects of toxicants on enzyme Acetylcholinesterase.
6. Study the effects of toxicants on chromosome of various organisms.
7. Study the protein profile of various tissues of toxicant exposed animals.
8. Histopathological/histochemical study of liver, kidney, brain and GIT after exposing suitable experimental organisms exposed to various toxicants.
9. Study of various natural toxins producing organisms (microbes, plants and animals) based on syllabus.
10. Writing report on any one type of occupational hazardous event in the past.

Note: It should be ensured that animals used in the practical exercises are not covered under the Wildlife Act 1972 and amendments made subsequently.

SUGGESTED BOOKS

1. Fundamentals of Toxicology, Casseret and Doulls; Curthis Klassen 1997.
2. Environmental Pollution, Health and Toxicology. S. V. S Rana, Narosa Publishing House, New Delhi.
3. Fundamentals of Toxicology. Kamleshwar Pandey, J. P. Shukla, S. P. Trevedi. New Central Book Agency (p) Ltd.
4. Environmental Biology and Toxicology. P. D. Sharma. Rasthogi Publications.

M. Sc. ZOOLOGY I SEMESTER ELECTIVE

ZOL E105: BIOSAFETY AND BIOETHICS


Max. Marks: 100

Total Hours: 60

UNIT-I

Bio-safety:

1. Definition, requirement, bio-safety containment facilities.
2. Bio-safety against infectious agents/microorganisms; bio-safety levels for infectious agents and infected food/animals.
3. Introduction to biological safety cabinets; biohazards, biosafety for human health and environment.
4. Designing and management of laboratory and culture room as per the norms of GLP, GMP and FDA.


 Dy. Registrar (Academic-I)
 University of Rajasthan
 Jaipur

UNIT-II**Bio-safety issues:**

1. Social issues: Genetic discrimination: insurance and employment, human cloning, foeticide, sex determination.
2. Ethical issues: Somatic and germ line gene therapy, clinical trials, ethical committee function, social and ethical issues.
3. Issues related with GMOs, the risk of introducing genetically engineered organisms to environment- ecological safety.
4. Indian government bio-safety guidelines, role of RCGM (review committee on genetic manipulation), role of GEAC (genetic engineering approval committee).
5. Role of IBSC (institute bio-safety committee) in research and development of GMOs (transgenics), in medicine, food and agriculture; guidelines for environmental release of GMOs; risk assessment, risk management.

UNIT-III**Bioethics:**

1. History, development of discipline, objectives and scope.
2. Principles of bioethics.
3. Medical ethics.
4. Perspectives and methodology.

Biotechnology ethics:

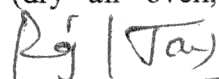
1. Human problems.
2. Animal rights, animal welfare.
3. Biotechnology and experimental animals, ethical issues of transgenic animals.
4. Religious views of transgenic animals.

UNIT-IV**Ethics in animal research:**

1. Research areas of medicine and biology based on animal experiments.
2. Animal welfare measures: International scenario, INSA guidelines, CPCSEA guidelines, Animal Welfare measures through legislation.
3. Issues related to animal experiments, the 3Rs.
4. Scenario in India.
5. Institutional Animal Ethics Committee (IAEC), composition and function.

PRACTICALS

1. Study of biosafety equipments (biosafety cabinets, etc.).
2. Study of laminar flow hood and sterilization equipments (dry air oven, autoclaves, sterilisers, etc.).


 Dy. Registrar (Academic-I)
 University of Rajasthan
 Jaipur

3. Handling of laboratory animals.
4. Study of transgenic organisms.
5. Study of laboratory and culture rooms.
6. Visit to laboratory animal facilities.
7. Study of important cases related to ethical issues.

SUGGESTED BOOKS

1. Biological Safety: Principles and Practices (Biological Safety: Principles & Practices). Diane O., Ph.D. Fleming and Debra Long Hunt (Aug 30, 2006).
2. ICH Hormonal Tripartite Guidelines for Good Clinical Practice. Schedule Y- Ethical Guidelines for Biomedical Research on Human participants. ICH-technical Coordination-R. Press, London, UK.
3. Use of Animals in Scientific Research. V. Giridharan, Vijay Kumar and Vasantha Muthuswamy, ICMR, New Delhi, 2000.
4. Guidelines for Care and Use of Animals in Scientific Research. Indian National Science Academy (1992) (revised-2000).
5. Biomedical Research: Understanding the Issues. American Association For Laboratory Animal Science, Crestwyn Hills Drive, Memphis.
6. Standard Operating Procedures for Institutional Animal Ethics Committee (IAEC). Committee for the Purpose of Control and Supervision of Experiments on Animals (CPCSEA), Animal Welfare Division, Ministry of Environment and Forests, Govt. of India, New Delhi, 2010.

M. Sc. ZOOLOGY I SEMESTER ELECTIVE ZOL E106: PARASITOLOGY


Max. Marks: 100

Total Hours: 60

UNIT-I

Introduction to parasitology:

1. History of parasitology.
2. General idea of life cycle of parasites.
3. Types of development of parasitic forms and alternation of generation.
4. Development of parasite in tissue system.
5. Mechanism of pathogenicity.
6. International Zoological Nomenclature as applicable to parasites.
7. Economic importance of taxonomic study of parasites.


Dy. Registrar (Academic-I)
University of Rajasthan
Jaipur

UNIT-II

Parasitic Protozoa:

1. Classification of parasitic protozoa.
2. Structure, life history, pathogenicity, treatment and management of: *Trypanosoma brucei gambiense*, *T.b. rhodensiense*, *T. cruzi*, *T. lewisi*, *Leishmania donovani*, *Giardia lamblia*, *Trichomonas tenax* and *Trichomonas vaginalis*.
3. Structure, life history, pathogenicity, treatment and management of: *Entamoeba coli*, *E. gingivalis*, *E. histolytica* and *E. muris*.
4. Structure, life history, pathogenicity, treatment and management of: *Eimeria tenella*, *Gregarina*, *Monocystis lumbrici*, *Plasmodium vivax*, *P. ovale*, *P. malaria* and *P. falciparum*.

UNIT-III

Parasitic Helminthes:

1. Classification of the parasitic helminthes.
2. Structure, life history, pathogenicity, treatment and management of: *Fasciola hepatica*, *Fasciola buski*, *Schistosoma haematobium*, *Schistosoma mansoni* and *Schistosoma japonicum*.
3. Structure, life history, pathogenicity, treatment and management of: *Taenia solium* and *T. saginata*.
4. Structure, life history, pathogenicity, treatment and management of: *Ascaris lumbricoides*, *Trichinella spiralis*, *Trichuris trichiura*, *Dracunculus medinensis* and *Wuchereria bancrofti*.

UNIT-IV

Parasitic Annelids and Arthropods:

1. Classification of parasitic Annelids and Arthropods.
2. Structure, life history, pathogenicity, treatment and management of: *Glossiphonia*, *Pontobdella* and *Hirudo medicinalis*.
3. Structure, life history, pathogenicity, treatment and management of: *Pediculus humanus capitis*, *Pediculus humanus corporis*, *Phthirus pubis*, *Cimex lectularius*, Mites, Ticks, Cattle louse and *Xenopsylla cheopis*.

Practicals

1. Examination of blood for parasites.
2. Detection of exflagellation (microgamete formation in Plasmodium).
3. Examination of blood for microfilarial infection (Papanicolaou-hematoxylin and eosin).

Regl. (Taj)

Dy. Registrar (Academic-I)
University of Rajasthan
Jaipur

4. Permanent slides: *Trypanosoma brucei gambiense*, *T.b. rhodensiense*, *T. cruzi*, *T. levisi*, *Leishmania denovani*, *Giardia lamblia*, *Trichomonas tenax*, *Trichomonas vaginalis*, *Entamoeba coli*, *E. gingivalis*, *E. histolytica*, *E. muris*, *Eimera tenella*, *Gregarina*, *Monocystis lumbrici*, *Plasmodium vivax*, *P. ovale*, *P. malaria*, *P. falciparum*, *Fasciola hepatica*, *Fasciola buski*, *Schistosoma haematobium*, *Schistosoma mansoni*, *Schistosoma japonicum*, *Taenia solium*, *T. saginata*, *Ascaris lumbricoides*, *Trichinella spiralis*, *Trichuris trichiura*, *Dracunculus medinensis*, *Wuchereria bancrofti*, *Glossiphonia*, *Pontobdella*, *Hirudo medicinalis*, *Pediculus humanus capitis*, *Pediculus humanus corporis*, *Phthirus pubis*, *Cimex lectularius*, Mites, Ticks, Cattle louse and *Xenopsylla cheopis*.

SUGGESTED BOOKS

1. Textbook of Medical Parasitology. Chakraborty P. New Central Book Agency (P) Ltd., Kolkata.
2. Parasitology. Chatterjee K.D.
3. Parasitology. Dasgupa, B., Books and Allied Pvt. Ltd., Calcutta.
4. Essential of Parasitology. Schmidt G.D. Universal Book Stall, New Delhi.

ZOL 112: PRACTICAL-II

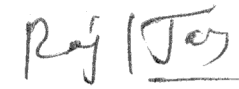
(BASED ON ZOL E101/ ZOL E102/ ZOL E103/ ZOL E104/ ZOL E105 / ZOL E106)

Scheme for Practical Examination

Max. Marks: 100	Time: 6 hrs
1. Exercise 1	16
2. Exercise 2	16
3. Exercise 3	16
4. Spotting (8 × 3)	24
5. Seminar	09
6. Viva Voce	10
7. Record	09

Notes:

1. Anatomy: Study of systems of the prescribed types with the help of dissection.
2. With reference to Museum specimens and microscopic slides, in case of non-availability, the exercise should be **substituted with diagrams / photographs**.
3. **It should be ensured that animals used in the practical exercises are not covered under the Wildlife Act 1972 and amendments made subsequently.**


 Dy. Registrar (Academic-I)
 University of Rajasthan
 Jaipur

M.Sc. ZOOLOGY II SEMESTER (2019-20)
CORE PAPER
ZOL C201: PHYSIOLOGY

Max. Marks: 100

Total Hours: 60

UNIT-I

Digestive system:

1. Nature of food-stuff
2. Various types of digestive enzymes and their action in alimentary canal
3. Absorption and assimilation of food
4. Nervous and hormonal control of digestion
5. Energy balance

Circulatory system:

1. Composition and function of blood
2. Haemopoiesis, blood clotting
3. Blood volume, blood volume regulation
4. Comparative anatomy of heart structure
5. Myogenic heart, ECG – its principle and significance, cardiac cycle
6. Heartbeat, blood pressure and blood groups

Respiratory system:

1. Respiratory organs (gills, trachea and lungs), respiratory pigments
2. Mechanism of breathing
3. Physiology of respiration, control of breathing
4. Aerodynamics and BMR

UNIT-II

Excretory system:

1. Comparative physiology of excretion
2. Functional architecture of kidney and nephron
3. Nitrogenous end products, formation of urine and its hormonal control
4. Role of kidney in osmoregulation, urine concentration
5. Waste elimination, micturition
6. Electrolyte balance, acid-base balance

Muscular system:

1. Types and properties of muscles
2. Functional architecture of skeletal muscles
3. Biophysical and biochemical events during muscular activity

Nervous system:

1. Functional architecture of neurons
2. Origin and propagation of nerve impulse through axon
3. Action potential, synaptic transmission
4. Reflex arc and reflex action
5. Gross neuro-anatomy of the brain and spinal cord
6. Central and peripheral nervous system
7. Neural control of muscle tone and posture

Raj (Taw)

Dy. Registrar (Academic-I)
University of Rajasthan
Jaipur

UNIT-III**Sense organs:**

1. Structural architecture and functioning of eyes and ears
2. Tactile response

Thermoregulation and cold tolerance:

1. Heat balance and exchange, endotherms Vs ectotherms
2. Counter-current heat exchanger
3. Torpor, hibernation and aestivation
4. Adaptations to extreme climate
5. Comfort zone, body temperature- physical, chemical and neural regulation

Stress:

1. Basic concepts of environmental stress and strain
2. Homeostasis, physiological response to body exercise
3. Meditation, yoga and their effects

UNIT-IV**Endocrinology:**

1. Endocrine glands in vertebrates, hormones and related diseases

Reproduction:

1. Reproductive cycle.
2. Reproductive processes (implantation, parturition and lactation), neuroendocrine regulators in insects and mammals, pheromones.

Practicals

1. Photometric determination of haemoglobin in blood sample.
2. Determination of MCV, MCH, MCHC and colour index of the given sample of blood.
3. Demonstration of the blood clotting time and erythrocyte sedimentation rate.
4. Determination of the urea in blood.
5. Determination of the glucose in blood.
6. Liver function test: SGOT & SGPT.
7. Study of digestive enzymes in different parts of the alimentary canal.
8. Study of histological slides of endocrine glands.
9. Study of estrus smear.
10. Demonstration of location of endocrine glands in rat.
11. Measurement of human blood pressure.
12. Demonstration of haemolysis and crenation.
13. Demonstration of Kymographic recording of the frog heart beat and the study of the effect of electrical stimulation, hot and cold, drugs, etc.*
14. Kymographic recording of muscle twitch, summation of twitches, chronic contractions, tetanus, fatigue and stair-case phenomenon from the sciatic nerve gastronemius muscle preparation of frog.*

Reg. / Vaw

Dy. Registrar (Academic-I)
University of Rajasthan
Jaipur

15. Study of spinal and convulsive reflexes in frog*

Following CAL exercise may be included (please see E-pharm programme).


- The effect of K^+ , Ca^{++} , ACh and Epinephrine on the isolated heart of frog and conclude your data with the graphic representation.
- The effect of various doses of ACh and Nor-epinephrine on Blood pressure, Heart Rate and Respiratory Rate of the dog with the help of softwares.
- The effects of Atropine, Epinephrine, Ephedrine and Eserine on Rabbit's eyes and other such exercise can be framed from the E-Pharm software.

Note : * indicates use of Computer softwares.

- It should be ensured that animals used in the practical exercises are not covered under the wild life act 1972 and amendments made subsequently.

SUGGESTED BOOKS

1. Animal Physiology Mechanisms and Adaptation. R. Eckert (ed), 5th edition, W.H. Freeman and Company, New York.
2. Biochemical Adaptation. P.W. Hochachka and G.N. Somero (eds), Princeton Univ. Press, Princeton, New Jersey.
3. General and Comparative Animal Physiology. W.S. Hoar (ed), Prentice Hall of India.
4. Animal Physiology: Adaptation and Environment, K.S. SchiemdtNielsen (ed), University Press, Cambridge, UK.
5. A regulatory Systems Approach. Strand, F.L. Physiology: Macmillan Publishing Co., New York.
6. Practical Biochemistry, L. Lummer (ed), Tata McGraw Hill
7. Environmental and Metabolic Animal Physiology, C.L. Prosser (ed), Wiley-Liss Inc., New York.
8. Environmental Physiology, P. Willmer, G. Stone, and I. Johnson (eds), Blackwell Publishing, Oxford, UK.
9. Adaptation to Environment: Essays on the Physiology of Marine Animals. R.C. Newell (ed), 1976. Butterworths, London, UK.
10. Physiological Ecology: An evolutionary approach to resource use. Townsend, C.R. and P. Cawlow. Blackwell Sci. Inc. Pub., Oxford, UK.
11. Optima for Animals. R.M. Alexander (ed), Princeton Univ. Press. Princeton, New Jersey.
12. Comparative Physiology: Life in water or land. P. Dejours, L. Bolis, C.R. Taylor and E.R. Weibel (eds), Liviana Press, Padova, Italy.
13. Animals and Temperature: Phenotypic and Evolutionary Adaptation. I.A. Johnson & A.F. Bennett (eds), Cambridge Univ. Press, Cambridge, UK.
14. Physiological Animal Ecology. G.N. Louw, Longman Publishing Group, Harloss, UK.


 Dy. Registrar (Academic-I)
 University of Rajasthan
 Jaipur

15. An Introduction to General and Comparative Endocrinology, E.J.W. Barrington (ed), Clarendon Press, Oxford.
16. Comparative Vertebrate Endocrinology. P.J. Bentley (ed), Cambridge University Press.
17. Text Book of Endocrinology, R.H. Williams (ed), W.B. Saunders, Company, Philadelphia.
18. Endocrine Physiology. C.R. Martin (ed), Oxford Univ. Press, New York.
19. Comparative Endocrinology, A. Gorbman, New York: John Wiley and Sons.

**M. Sc. ZOOLOGY II SEMESTER
CORE PAPER
ZOL C202: MOLECULAR BIOLOGY**

Max. Marks: 100

Total Hours: 60

UNIT-I

DNA:

1. Equivalence rule.
2. Primary & secondary structure.
3. Unusual secondary structure (slipped & cruciform structure; triple helix DNA; tetraplex) and G-quadruplex.
4. Types (A-, B- & Z-DNA) and flexibility.
5. Forces stabilizing the structure: Denaturation & renaturation; base pairing, hydrophobic interactions & ionic interactions.
6. Tertiary structure (super coiled DNA, twisting number, writh, linking number & topoisomerases).
7. Packaging of DNA: Nucleosome, solenoid & scaffold.

DNA replication:

1. Prokaryotic and Eukaryotic replication.
2. Mechanics of DNA replication including end replication.
3. Enzymes and accessory proteins involved in DNA replication.
4. Drugs that effect replication.

UNIT-II

RNA and transcription:

1. Types & structural features (mRNA, tRNA & rRNA).
2. Prokaryotic transcription.
3. Eukaryotic transcription.
4. Regulatory elements and mechanisms of transcription regulation.
5. Transcription termination-attenuation and antitermination.
6. Drugs inhibiting transcription.
7. Gene silencing.

Raj (Tar)

Dy. Registrar (Academic-I)
University of Rajasthan
Jaipur

Post-transcriptional modifications in RNA:

1. 5' - Cap formation.
2. End processing and polyadenylation.
3. Splicing and editing.
4. Nuclear export of mRNA.
5. RNA stability.
6. Inhibitors of RNA synthesis.

UNIT-III**Translation:**

1. Genetic code.
2. Prokaryotic and eukaryotic translation.
3. Regulation of translation.
4. Co- and post-translation modifications of proteins.
5. Inhibitors of protein synthesis.

Organelles and protein sorting:

1. Endoplasmic reticulum
 - (i) Targeting proteins to and across ER membrane.
 - (ii) Insertion of membrane proteins into ER.
 - (iii) Protein modification, folding and processing in ER.
2. Mitochondria & Chloroplast
 - (i) Targeting of proteins.
3. Golgi apparatus
 - (i) Glycosylation.
 - (ii) Protein sorting & export.
 - (iii) Mechanism of vesicular transport.
4. Lysosomes
 - (i) Endocytosis and lysosome formation, phagocytosis & autophagy.
5. Peroxisomes
 - (i) Assembly.
 - (ii) Sorting of peroxisomal proteins.

UNIT-IV**Recombination and repair:**

1. Homologous recombination-Holliday model & ds break repair model
2. Homologous recombination protein machinery –Rec BCD pathway, RecA, Ruv AB complex & Ruv C.
3. Homologous recombination in eukaryotes- Meiosis.
4. FLP/FRT and Cre-Lox recombination.
5. DNA repair mechanisms- Radiation damage, Direct reversal, Oxidative damage, Alkylation, Base excision repair, Nucleotide excision repair, Mismatch repair, ds break repair, SOS response and Translesion DNA synthesis.

Rg (Va)

Dy. Registrar (Academic-I)
University of Rajasthan
Jaipur

Eukaryotic genomes:

1. C-value paradox.
2. Reassociation kinetics.
3. Non repetitive DNA complexity.
4. Repetitive sequences.
5. Structural genes (as present in mRNA)- Existing gene number by kinetics of RNA driven reactions.
6. Structural genes- Internal organizations.

Practicals

1. Study of polytene chromosome in salivary gland of chironomus larva / *Drosophila* IIIrd instar larva using acetocarmine.
2. Identification of mitochondria using vital stains (Neutral Red & Janus Green B).
3. Electrophoresis:
 - (i) DNA molecular size determination.
 - (ii) Extraction & purification of DNA from gel.
 - (iii) Extraction & isolation of genomic DNA from bacteria / Yeast / human cheek cells.
 - (iv) Experiments using restriction enzymes & DNA ligase.
 - (v) Isolation of RNA from bacteria.
4. Isolation of genomic DNA.
5. Extraction and quantitative estimation of DNA.
6. Study of permanent slides-Squamous cells, columnar epithelial cells, nerve fibre, striated and unstriated muscle cells, connective tissue

Note:It should be ensured that animals used in the practical exercises are not covered under the Wildlife Act 1972 and amendments made subsequently.


SUGGESTED BOOKS

1. Essential Cell Biology, Alberts B, Bray D, Hopkin K, Johnson A, Lewis J, Raff M, Roberts K and Walters P. 4th edition. Garland Science Publishing New York USA, 2013.
2. Molecular Biology of the Cell. Alberts B, Johnson A, Lewis J, Raff M, Roberts K and Walter P. 5th edition. Garland Science, 2007.
3. Molecular Biology of the Cell. Alberts B, Johnson A, Lewis J, Raff M, Roberts K, Walter P. 4th edition. Garland Science, 2002.
4. Genomes, Brown TA. 2nd edition. Oxford: Wiley-Liss, 2002.
5. Genomes 3, Brown TA. Garland Science, 2006.
6. Molecular Cell Biology. Darnell J. 5th edition. W.H Freeman and Company, New York, 2004.
7. Cell and Molecular Biology. De Robertis EDP and De Robertis Jr EMF. 8th edition, Lippincott Williams &Wilkins. 2006.

Raj / Var

Dy. Registrar (Academic-I)
University of Rajasthan
Jaipur

8. Molecular biotechnology. Glick BR and Pasternak JJ. Principles and Applications of Recombinant DNA. ASM Press Washington DC, 1998.
9. Cell Biology. Karp G. 6th edition, Hoboken, NJ: Wiley 2013.
10. Essential Genes. Levin B. Pearson Higher Education. International edition. 2006.
11. Genes IV. Lewin B. Oxford University Press Bombay, 1990.
12. Genes V. Lewin B. International Students Edition. Oxford University Press Oxford, 1994.
13. Genes VII. Lewin B. Oxford University Press, Oxford, 2000.
14. Genes VIII. Lewin B. Pearson Education International. London, Sydney, 2004.
15. Molecular Cell Biology. Lodish H, Berk A, Kaiser CA, Krieger M, Scott MP, Bretscher A, Ploegh H, Matsudaira P. 6th edition W.H Freeman and Company, New York, 2008.
16. Molecular cell Biology. Lodish H, Berk A, Matsudaira P, Kaiser CA, Krieger M, Scott MP, Zipursky SL, Darnell J. 5th edition. W.H Freeman and Company, New York, 2004.
17. Molecular Cell Biology. Lodish H, Berk A, Zipursky SL, Matsudaira P, Baltimore D, Darnell J. 4th Edition, W.H Freeman and Company, New York, 2000.
18. Molecular Cell Biology. Lodish H, Berk A, Kaiser CA, Krieger M, Bertscher A, Ploegh H, Amon A, Scott M P. 7th edition. Mac Millian High Education (International edition), England, 2013.
19. Molecular Biology and Biotechnology. Meyers R.A. A Comprehensive Desk Reference. VCH Publishers, 1995.
20. Principles of gene manipulation and Genomics. Primrose SB and Twyman RM. 7th edition. Blackwell Publishing, USA, 2006.
21. Human Molecular Genetics. Strachan T and Read AP. 2nd edition. New York: Wiley-Liss; 1999.
22. Molecular Biology. Tropp BE. Genes to Proteins, 3rd edition. Jones & Bartlett Publishers, Sadbury Massachusetts, 2008.
23. Watson ID, Hoopins NH, Roberts JW, Steiz JA and Weiner AM. Molecular Biology of Gene. 4th edition. The Benjamin/Cummings Publishing Company, Inc, USA, 1998.
24. Recombinant DNA. Watson JD, Gilman M, Witkowski J and Zoller M. 2nd edition. W.H Freeman and Company, New York, 1992.
25. Molecular Biology. Weaver R.F. 2nd edition. McGraw Hill Company, New York, NY, 2002.
26. Molecular Biology, Weaver, R.F. 3rd edition, McGraw-Hill Company, New York, NY, 2005.


Dy. Registrar (Academic-I)
University of Rajasthan
Jaipur

**M. Sc. ZOOLOGY II SEMESTER
CORE PAPER
ZOL C203: BIOSTATISTICS**

Max. Marks: 100

Total Hours: 60

UNIT-I**Introduction to Biostatistics:**

1. Definition of biostatistics
2. Scope and applications of biostatistics
3. Collection, organization and representation of data (graphical- Bar, Histogram, Frequency polygon, line diagram & diagrammatic)

Measures of Central Tendency & Variability (Direct, Shortcut and Step-deviation)

1. Mean, median & mode
2. Mean deviation
3. Standard deviation & standard error
4. Variance & coefficient of variation
5. Confidence interval and level of confidence

UNIT-II**Correlation and Regression:**

1. Types of correlation
2. Methods of studying correlation
3. Regression analysis

Probability:

1. Basic concepts related to probability theory.
2. Classical, Posteriori, Personalitic & Axiomatic probability.
3. Theorems of probability & Probability distributions.
4. Properties of Binomial, Poisson, Normal and skewed distribution & their application in biology.

UNIT-III**Tests of significance:**

1. Hypothesis testing & level of significance
2. Type I & II errors
3. Significance of difference in means
4. Z-test
5. Student's t-test (Unpaired & Paired)
6. F-test (variance ratio)

Analysis of variance:

1. One way classification
2. Two way classification

Pij (Tay)
Dy. Registrar (Academic-I)
University of Rajasthan
Jaipur

UNIT-IV

Chi square test:

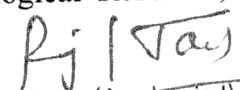
1. Testing Goodness of fit
2. Chi Square distribution and characteristics
3. Applications of Chi-square test
4. Yate's correction

Computational statistics using MS Excel**Practicals**

1. Preparation of frequency tables, bar diagrams, histograms, frequency, ogives and pi-diagrams.
2. Calculation of mean, median, mode, standard deviation and coefficient of variation.
3. Estimation of probability.
4. Estimation of significance between samples using Student's t-test, F-test and Chi-square test.
5. Plotting of scatter diagrams & regression lines, calculation of correlation and regression analysis.
6. Use of MS Excel spread sheet for data processing.
7. Preparation of graphs using computers

SUGGESTED BOOKS

1. Introduction to Bioinformatics, Attwood, T. K. and Parry Smith D. J. (2006) Pearson Education, Singapore.
2. Fundamentals of Biostatistics, 7th edition, Bernard Rosner (2011) Cengage learning Inc.
3. Structural Bioinformatics, Bourne P. E. and Weissig, H. (2003) Wiley –Liss New Jersey, USA.
4. Elementary Statistics: A Breif Version (5thed.) Bulman A. (2012) McGraw-Hill Higher Education.
5. Biostatistics: The Bare Essential 3rd edition, Geoffrey R. Norman and David L. Streiner (2008) BC Decker Inc.
6. Biostatistics: A Methodology for the Health Sciences, Gerald van Belle, Lloyd D. Fisher, Patrick J. Heagerty and Thomas Lumley (2004) John Wiley & Sons, New Jersey.
7. Sampling Design and Statistical Methods for Environmental Biologist, Green R. H. (1979) John Wiley & Sons, Newyork.
8. Biostatistical Analysis 5th edition, Jerrold H. Zar (2010) Pearson Education, Singapore.
9. Biostatistical Methods: The Assessment of Relative Risks 2nd edition, John M. Lachin (2010) John Wiley & Sons, Newyork.
10. Basic Epidemiological Methods and Biostatistics Randy M. Page, Galen E. Cole and Thomas C. Timmreck (1995): A Practical Guidebook, Jones and Bartlett publishers.
11. Biometry: The Principles and Practices of Statistics in Biological Research, Sokal R. R. and Rolf F. J. (2003) W. H. Freeman publishers.


 Dy. Registrar (Academic-I)
 University of Rajasthan
 Jaipur

ZOL 211: PRACTICAL-III
(BASED ON ZOL C201, ZOL C202 and ZOL C203)
Scheme for Practical Examination

Max. Marks: 100**Time: 6 hrs**

1. Exercise Core 1	16
2. Exercise Core 2	16
3. Exercise Core 3	16
4. Spotting (8 × 3)	24
5. Seminar	09
6. Viva Voce	10
7. Record	09

Note: It should be ensured that animals used in the practical exercises are not covered under the Wildlife Act 1972 and amendments made subsequently.

M. Sc. ZOOLOGY II SEMESTER
ZOL E201: IMMUNOLOGY

Max. Marks: 100**Total Hours: 60****UNIT-I**


1. Historical perspective of Immunology, Early theories of Immunology, Innate, Adaptive (cell mediated and humoral)- Passive: Artificial and Natural Immunity, Active: Artificial and Natural Immunity.
2. Haematopoiesis, Cells of the immune system, Organs of the immune system: Primary and secondary lymphoid organs, Lymphatic system.

UNIT-II

1. Properties of antigens, Haptens, Determinants, Adjuvants.
2. Antibodies: Basic structure, classes and function.
3. Antigen- Antibody Interactions: Precipitation, Agglutination, immunoelectrophoresis, Neutralizing reactions, Complementation (Classical, Alternative & Lectin pathway).

UNIT-III

1. Mechanism of cell mediated and humoral immunity.
2. MHC Structure and types, Endogenous pathway and exogenous pathway of antigen presentation.
3. Vaccine : Immunization schedule, types : attenuated and inactivated, DNA vaccine, Recombinant vaccine.


Dy. Registrar (Academic-I)
University of Rajasthan
Jaipur

UNIT-IV

1. Immunodeficiencies:
 - A. Phagocytic deficiencies - (i) Neutrophil deficiencies.
(ii) Defective phagocytic functions.
 - B. Humoral Deficiencies- (i) Hyper IgM syndrome.
(ii) X linked Agammaglobulinemia.
(iii) Common variable hypogammaglobulinemia.
 - C. Cell Mediated Diseases- (i) DiGeorge Syndrome.
(ii) Nude mice.
2. Hypersensitivity: Type I, II, III & IV.
3. Tolerance: General features of immunologic tolerance, T- and B-cell tolerance, induction of tolerance.

Practicals

1. Dissection, localization and study of lymphoid organs in rats.
2. ABO blood group determination.
3. Widal's test.
4. Ouchterlony's double immunodiffusion method.
5. Immunoelectrophoresis (Rocket electrophoresis).
6. Viability and cell counting of peritoneal macrophages using Trypan blue.
7. Study of various types of immune reactions *in vitro*.

Note: It should be ensured that animals used in the practical exercises are not covered under the Wildlife Act 1972 and amendments made subsequently.

SUGGESTED BOOKS

1. Principles of Biochemistry. Nelson D.L., Cox, M.M. and Lehninger, A.L. IV Edition. W.H Freeman and Co., 2009.
2. Harper's Illustrated Biochemistry. Murray R.K., Granner D.K., Mayes, P.A. and Rodwell V.W. XXVIII Edition. Lange Medical Books/McGraw-Hill, 2009.
3. Immunology. Kindt T.J, Golds R.A., Osborne B.A. and Kuby J. VI Edition. W.H. Freeman and Company, 2006.
4. Roitt's Essential Immunology. Delves P.J., Martin, S.J. Burton D.R. and Roitt, I.M. XI edition. Blackwell Publishing, 2006.

Raj / Jay
 Dy. Registrar (Academic-I)
 University of Rajasthan
 Jaipur

M. Sc. ZOOLOGY II SEMESTER
ZOL E202: WILD LIFE, ITS MANAGEMENT AND
CONSERVATION

Max. Marks: 100

Total Hours: 60

UNIT-I**Wildlife:**

1. Definition and significance.
2. National park and Sanctuaries, Reserves, Hot spots and Hope spots.
3. IUCN classification of species, red data book.

UNIT-II

1. Techniques of studying wild life, traditional and advanced both.
2. Endangered species of India and their present status.
3. Measures adopted by government to protect them.
4. Management of excess population and translocation, Bio-telemetry, care of injured animal and Quarantine

UNIT-III

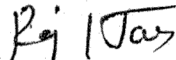
1. Management of special habitats.
2. Problems in plantations and exploited forests.
3. Species conservation projects: Tiger, lion, rhino and crocodile management plan for protected areas
4. Threats to survival of slender Loris, Musk Deer, Great Indian Bustard and Olive Ridley turtle.

UNIT-IV

1. Wildlife and livelihood, wildlife and illegal trade, its control
2. Use of Biotechnology in Wild life conservation.
3. Captive breeding *in-situ* and *ex-situ* gene pool conservation.
4. Indian biodiversity act, economics of Indian biodiversity.
5. Wildlife protection Act 1972 its amendments and its applications.

Practicals

1. Study of wildiife habitat.
2. Visit to Zoological Park/ National park and sanctuaries/ reserves and hot spots.
3. Study of different type of animals in terrestrial and aquatic habitat
4. Quantitative estimation of any two species in nature by traditional method.
(Insect, amphibian, reptiles or mammals).


 Dy. Registrar (Academic-I)
 University of Rajasthan
 Jaipur

5. Techniques of studying wildlife's and its census; traditional and advanced methods.
6. Project report -Tiger project / Ghariyal project in Rajasthan.
7. Evaluation of biodiversity : (a) Shannon-Weiner index
(b) Dominance index.
8. Hair samples: (a) Species identification of selected mammals (minimum five, **slides to be submitted**).
(b) Morphometric studies.

SUGGESTED BOOKS

1. Techniques for wildlife Census in India (A field manual); Rogers W.A. Wildlife Institute of India, Dehradun.
2. Wildlife Wealth of India. Majupuria T.C Tecpress Services, L.P., 487/42-SOL Wattenslip, Pratunam Bangkok, 10400, Thailand
3. Handbook of Birds of India, Ali, S. Ripley S.D. Pakistan 10-Vols. Oxford University Press, Bombay.
4. The Book of Indian Animals. Prater S.H. BNHS-Publication, Bombay.
5. Wildlife in India. Saharia V.B. Natraj Publishers, Dehradun.
6. The Wildlife of India E.P. Gee.
7. Techniques for wildlife census in India (A Field Manual) W.A. Rogers, Wildlife Institute of India.
8. Species identification from guard hair OF SELECTED Indian mammals: A reference guide. Bahuguna A, Sahajpal V , Goyal SP, Mukherjee SK & Thakur V. Wild Life Institute of India 2010.


M. Sc. ZOOLOGY II SEMESTER ZOL E203: APPLIED BIOLOGY

Max. Marks: 100

Total Hours: 60

UNIT-I

1. Introduction to the concept of Recombinant DNA Technology.
2. Cloning vectors.
3. Restriction and modifying enzymes,
4. Transfection techniques (microbial, plants and animals).
5. Isolation, Sequencing and synthesis of genes.
6. Construction and screening of cDNA libraries.


 Dy. Registrar (Academic-I)
 University of Rajasthan
 Jaipur

UNIT-II

1. Molecular analysis of DNA, RNA and proteins (i.e., Southern, Northern and Western blotting), DNA sequencing (Maxam-Gilbert and Sanger methods).
2. Polymerase chain reaction and DNA microarrays.
3. Molecular map of animal genomes.

UNIT-III

1. Molecular diagnosis of genetic diseases (Cystic fibrosis, Huntington's disease and Sickle cell anemia).
2. Recombinant vaccines.
3. Recombinant DNA in Medicine (Recombinant insulin and Human growth hormone),
4. Gene therapy (ADA and Cystic fibrosis).
5. Stem Cells and their applications.

UNIT-IV

1. Production and applications of transgenic plants (biotic, abiotic and improvement of nutritional quality) and transgenic animals (generation of medicines and hormones).
2. Different types of Bioreactors and their uses.
3. Use of Biotechnology in conservation of Biodiversity.

Practicals

1. Isolation of plasmid DNA from *E. coli*.
2. Transformation of *E. coli* (pUC 18119) and calculation of transformation efficiency.
3. Restriction Endonuclease Digestion of plasmid DNA.
4. Ligation of Target DNA.
5. Gene amplification using PCR.
6. DNA sequencing: Interpretation of sequence from the data provided.
7. Analysis of DNA fingerprint.
8. Separation of proteins by SDS-PAGE.

Note: It should be ensured that animals used in the practical exercises are not covered under the Wildlife Act 1972 and amendments made subsequently.

SUGGESTED BOOKS

1. Microbiology. 5th edition Pelezar M.J. Chan E.C.S and Krieg N.R. Tata McGraw-Hill Book Co. New Delhi, 2001.
2. Preventive and Social Medicine. Park K. B.B. publishers, 2007.
3. Molecular Biotechnology- Principles and Applications of Recombinant DNA, Glick B.R. and Pasternak J. J. (2010) ASM press, Washington, 2010.
4. Recombinant DNA- Genes and Genomes- A short Course. 3rd edition. Watson J.D., Myers R.M., Caudy A., Witkowski J.K. (2007) Freeman and Co. NY, 2007.


 Dy. Registrar (Academic-I)
 University of Rajasthan
 Jaipur

M. Sc. ZOOLOGY II SEMESTER
ZOL E204: HISTOLOGY AND HISTOPATHOLOGY

Max. Marks: 100

Total Hours: 60

UNIT-I

1. Definition and scope of histology and histopathology.
2. Tools in histology: Principles, design and functioning of microtomes, automated microtomes, ultramicrotome, problems and trouble shooting.
3. Techniques in histology: Sample preparation, obtaining tissue samples, handling reagents, fixatives, processing of fixed samples, dehydration, embedding, block making and slide preparation
4. Staining principles and demonstration techniques. Stains, dyes and dyebinding reactive groups, mordants and mordanting.

UNIT-II

1. Cellular Pathology; necrosis, pycnosis, apoptosis, nuclear fragmentation, fatty degeneration etc.
2. Fundamentals of histology: Epithelial, connective, muscular, nervous and other specialized tissues.
3. Skin.
4. Histology and histopathology of blood, spleen and thymus.

UNIT-III


1. Histology and histopathology- thyroid, parathyroid, pituitary and adrenal gland.
2. Reproductive system – male and female.

UNIT-IV

1. Histology and histopathology-esophagus, stomach, intestine, colon and rectum, liver, pancreas.

Practicals

1. Fixation, dehydration, embedding, sectioning, staining, permanent mounting of tissues and histology
2. Microscopic measurements of histological samples using micrometers and planimeters
3. PAS reaction, Alcian blue reaction, and detection *in situ*
4. Alkaline phosphatase detection *in situ*
5. Feulgen reaction
6. Sudan black B staining for lipids
7. Methyl green – Pyronin G method of detection of nucleic acids
8. Study of different types of pathology in the tissues with the help of permanent slides.


 Dy. Registrar (Academic-I)
 University of Rajasthan
 Jaipur

Note: It should be ensured that animals used in the practical exercises are not covered under the Wildlife Act 1972 and amendments made subsequently.

SUGGESTED BOOKS

1. Histological and Histochemical methods: Theory and Practice. 4th edition (2008), J. A. Kiernan Publisher – Scion Publishing Ltd. Oxford shire.
2. Colour Atlas of Histology. 3rd edition (2000) L. P. Gartner and J. L. Hiatt Publisher – Lippincott- Williams & Wilkins, Baltimore.
3. Histology: A text book and Atlas. 2nd edition (1989). M. H. Ross, E. J. Reith and L. J. Romrell Publisher - Williams & Wilkins, Baltimore.
4. Bailey's text book of Histology. 15th edition (1964). W. M. Copenhaver. Publisher – The Williams & Wilkins Company, Baltimore.
5. A text book of Histology (1975), Bloom and Fawcett Publisher – W. B. Saunders Company Philadelphia.
6. Histology and Cell Biology: An introduction to pathology (2002), A. L. Kierszenbaur Publisher – Mosby Inc. St. Louis USA.
7. Histopathology (2012) Guy Orchard and Brian Nation – Oxford Univ. Press.

M. Sc. ZOOLOGY II SEMESTER ZOL E205: POPULATION GENETICS

Max. Marks: 100

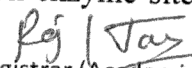
Total Hours: 60

UNIT-I

1. Introduction to population genetics.
2. Genetic variation, Ecological significance of molecular variations.
3. Hardy Weinbergs law of genetic equilibrium – Assumptions, predictions and derivation of Hardy Weinbergs law, testing & extensions of Hardy Weinbergs law and limitations.
4. Genetic structure of natural populations, Models explaining changes in genetic structure.

UNIT-II

1. Molecular phylogenetics.
2. Construction of phylogenetic tree.
3. Phylogenetic inference- Distance methods, Parsimony methods, Maximum likelihood method.
4. Immunological techniques.
5. Amino acid sequence and phylogeny.
6. Nucleic acid phylogeny, DNA – RNA hybridizations, restriction enzyme sites, nucleotide sequence comparisons and homologies.


 Dy. Registrar (Academic-I)
 University of Rajasthan
 Jaipur

UNIT-III

1. Molecular evolution
2. Gene evolution.
3. Gene duplication and divergence.
4. Evolution of gene families.
5. Molecular drive.
6. Molecular clocks.

UNIT-IV

1. Genetics and quantitative traits in population.
2. Estimation of heritability.
3. Molecular analysis of quantitative traits.
4. Genotype –Evolution interaction.
5. Inbreeding and Heterosis.
6. Neutral theory of molecular evolution.
7. Migration including One Way migration.

Practicals

1. Estimates of Heritability
 - a) Broad sense
 - b) Narrow sense
 - c) Components in Phenotypic variations
 - d) Genetic variance
 - e) Genetic environmental interactions
2. Hardy Weinberg Principle
 - a) Genotypic frequencies and Hardy Weinberg law
 - b) Allelic frequencies (from observed no of different genotypes at particular locus and from genotypic frequencies
 - c) Calculation of allelic frequencies with multiple alleles and at X linked locus
3. Genetic Structure of populations
 - a) Phenotypic Frequency
 - b) Allelic frequency
 - c) Recessive and dominant characters
4. Exercises based on blood groups
5. Demonstration of microbes increment (Population Growth) by inoculating culture medium with microorganisms from soil air and water

Raj / Jais

Dy. Registrar (Academic-I)
University of Rajasthan
Jaipur

SUGGESTED BOOKS

1. Evolution, Strickberger, M.W. Jones and Barlantt Publishers, Boston London
2. Evolutionary and Genetics. J.M. Oxford University Press, New York
3. Evolution Genetics Merral, D.J. Holt, Rinchart and Winston, Inc.
4. Species Evolution – The role of chromosomal change . King, M. Cambridge University Press, Cambridge.
5. A primer of Population Genetics. Hart, D.L. Suinuaer Associate, Inc. Massachusetts.
6. Evolutionary Biology , Futuyamma, D.J. Suinuaer Associate, Inc. Publishers, Sunder land
7. Genetics and Origin of Species, Dohnzhansky, Th. F.J. Alaya G.L. Stebbines and J.M. Valentine, Surjeet Publication Delhi
8. Genes and Evolution, Jha A.P. John, Publication New Delhi.

ZOL 212: PRACTICAL-IV

(BASED ON ZOL E201/ ZOL E202/ ZOL E203/ ZOL E204/
ZOLE205)

Scheme for Practical Examination**Max. Marks: 100****Time 6 hrs**

1. Exercise 1	16
2. Exercise 2	16
3. Exercise 3	16
4. Spotting (8 × 3)	24
5. Seminar	09
6. Viva Voce	10
7. Record	09

Note: It should be ensured that animals used in the practical exercises are not covered under the Wildlife act 1972 and amendments made subsequently.

Raj (Tas)

Dy. Registrar (Academic-I)
University of Rajasthan
Jaipur

M.Sc. ZOOLOGY III SEMESTER (2020-21)
CORE PAPER
ZOL C301: BIOLOGY OF CHORDATES

Max. Marks: 100

Total Hours: 60

UNIT-I

1. Outline classification of the chordates and characters
2. Evolutionary time scale; evolutionary significance of notochord and endostyle in protochordates
3. Origin, evolution and adaptive radiation of chordates.
4. Origin, evolution and general characters of Agnatha: Ostracoderms and Cyclostomes.
5. The early Gnathostomes (Placoderms).

UNIT-II

1. A general account of the Elasmobranchii, Holocephali, Dipnoi and Crosspterygii.
2. Adaptive radiation in bony fishes.
3. Origin, evolution and adaptive radiation of Amphibia.
4. Origin and evolution of Reptiles: Seymouria and Cotylosauria; Dinosaurs
5. Skull types in Reptiles.
6. Sense organs in reptiles including vomeronasal organs.

UNIT-III

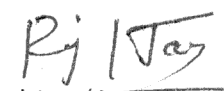
1. Origin and evolution of birds.
2. Origin of flight: Flight adaptations.
3. Flightless Birds.
4. Modifications of beak, feet and palate in birds.

UNIT-IV

1. Origin of mammals: Primitive mammals (Prototheria and Metatheria); Evolution of viviparity
2. Evolution and significance of exothermy & endothermy.
3. General account on adaptive radiations in Eutherian mammals.
4. Stomach in ruminants; evolution of primates

Practicals

1. **Anatomy:**
 Cranial Nerves of *Wallago attu* or any other locally edible fish.
 Display Weberian ossicle in fish.
 Tubular air sac of *Heteropneustus fossilis*, arboracenta organ of *Clarius*,
 labyrinthine organs of *Anabas*, suprabranchial cavity in *Channa*.


 Dy. Registrar (Academic-I)
 University of Rajasthan
 Jaipur

2. **Museum specimens:**

Lower Chordates: *Salpa*-Asexual and Sexual stage, *Doliolum*- oozoid, *Botryllus*, *Herdmania* and *Amphioxus*, *Petromyzon*, *Myxine*.

Pisces: *Rhinobatus*, *Pristis*, *Trygon*, *Chimaera*, *Polydon*, *Acipenser*, *Amia*, *Lepidosteus*, *Protopterus*, *Lepidosiren*, *Neoceratodus*, *Notopterus*, *Exocoetus*, *Echeneis*, *Pleuronectes*, *Clarias*, *Mastacembelus*, *Diodon*, *Tetradon*, *Ostracion*, *Lophis*, *Syngnathus*, *Hippocampus*, *Anguilla*, *Labeo*, *Ophiocephalus*, *Harpodon* (Bombay Duck).

Amphibia: *Ichthyophis*, *Necturus*, *Proteus*, *Ambystoma*, Axolotle larva, Salamander, *Siren*, *Alytes*, *Pipa*, *Bufo*, *Hyla*, *Rhacophorus*, *Rana*.

Reptilia: *Testudo*, *Chelone*, *Sphenodon*, *Calotes*, *Hemidactylus*, *Phrynosoma*, *Draco*, *Varanus*, *Chameleon*, *Cobra*, *Hydrophis*, Rattle Snake, Viper, Pit Viper, *Krait*, *Eryx*, *Gavialis*.

Aves: *Archaeopteryx*, Taylor Bird, Indian Koel, Jungle fowl, *Pavo*, *Columba*, *Psittacula*, Wood Pecker, *Bubo* (Horned), Flamingo.

Mammals: *Ornithorhynchus*, *Echidna*, *Macropus*, Hedgehog, *Manis*, *Loris*, Bat, Mongoose, *Hystrix*, Otter.

3. **Microscopic Slides:**

Lower Chordates: *Herdmania* -tadpole larva, *Amphioxus* -T. S. passing through oral hood, pharynx, testes, ovary, intestine and caudal regions, Ammocoete-larva whole mount.

Pisces: Placoid scale, Cycloid scale, Ctenoid scale.

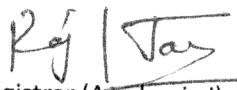
Amphibia: V S skin of Frog, T S passing through stomach, duodenum, intestine, liver, pancreas, lung, kidney, testes, ovary, spinal cord, bone.

Reptelia: V S skin of lizard.

Aves: V S skin of bird, contour feather, down feather.

Mammalian tissues: Blood smear, Simple cuboidal epithelium, Simple columnar epithelium, Simple squamous epithelium, Adipose tissue, Reticular tissue.

Mammals: V S skin of mammals, T S passing through stomach, intestine, liver, pancreas, kidney, testes, ovary, thyroid gland, adrenal gland, pituitary gland, lung, bone, spinal cord.


 Dy. Registrar (Academic-I)
 University of Rajasthan
 Jaipur

4. **Comparative Osteology:**


- Comparative account of axial and appendicular skeletons of Frog, Varanus, Fowl and Rabbit (both articulated and disarticulated).
- Skull of Reptiles (Anapsida and Diapsida).
- Palate in Birds.
- Skull and lower jaw of carnivore mammal & herbivore mammal.

5. **Collection of various types of feathers.****Note:**

1. **With reference of whole mounts and museum specimens the animal types may be substituted with diagrams/photographs/models etc.**
2. **It should be ensured that animals used in the practical exercise are not covered under the wild life act 1972 and amendments made subsequently.**

Recommended Books

1. The Chordata, Alexander, R.M. Cambridge University Press, London.
2. Structure and Habit in vertebrate evolution - Carter, G.S. Sedgwick and Jackson, London.
3. Analysis of Vertebrate Structure. Milton Hildebrand. John Wiley and Sons., Inc, New York.
4. Vertebrate Body. Romer A.S. W.B. Saunders Co., Philadelphia.
5. Life of Vertebrate, Young. J.Z. The Oxford University Press. London.
6. Life of Mammals, Young. J.Z. The Oxford University Press. London.
7. Evolution of the Vertebrates, Colbert. E.H. John, Wiley and Sons Inc., New York.
8. Vertebrate Paleontology. Romer. A.S. University of Chicago Press, Chicago.
9. Chordata Structure and Function. Waterman. A.J. Macmillan Co. New York.
10. Vertebrate Evolution. Joysey. K.A. and T.S. Kemp. Oliver and Boyd. Edinburgh.
11. The Phylogeny of Vertebrate. Lovtrup. S. John Wiley and Sons. London
12. The Biology of the Amphibia. Kingsley Noble G. Dover Publications. New York
13. Avian Biology (in several volumes), Farner, D. S. and King, J. R., Academic Press, New York, 1971.
14. Analysis of Vertebrate Structure, Hildebrand, M. 4th edition, John Wiley & Sons, Inc., New York, 1995.
15. Vertebrate Life, McFarland, W. N., Pough, F. H., Cade, T. J. and Heiser, J. B., Macmillan Publishing Co., Inc., New York, 1979.
16. Text Book of Zoology, Parker, T. S. and Haswell, W. A., ELBS, 1978. Weichert CK and Presch. W. Elements of chordate Anatomy 4th Ed. Mc Growhall Co. New Delhi.
17. Mammalogy: Adaptation, Diversity, Ecology. 3rd Edition, George A Feldhamer Et, Johns Hopkins, 2007.
18. Vertebrates: Comparative Anatomy, Function, Evolution, 7th Edition, Kardong, Mc Graw Hill, 2014


 Dy. Registrar (Academic-I)
 University of Rajasthan
 Jaipur

M.Sc. ZOOLOGY III SEMESTER
CORE PAPER
ZOL C302: GENES AND DIFFERENTIATION

Max. Marks: 100

Total Hours: 60

UNIT-I**Principles of developmental biology:**

1. Potency, commitment, specification, induction and competence.
2. Determination and differentiation; morphogenetic gradients; cell fate and cell lineages.
3. Development in unicellular eukaryotes and metazoans.

Early vertebrate development:

1. Cleavage types
2. Gastrulation, Cell movement and formation of germ layer (fruit fly, frog, chick and mouse)

Cell-cell interaction and cell signalling:

1. Cell-cell interaction and cell signalling during morphogenesis in early embryo gastrulation, neurulation and primordial organ rudiments
2. Origin and fate of neural crest cells.

UNIT-II**Body Axes:**

1. Genetics of axis specifications in *Drosophila*
2. Establishment of body axes in mammals and birds
3. Tetrapod limb development
4. Homeobox concept in different phylogenetic groups

Hormones as mediators of development:

1. Insect metamorphosis
2. Amphibian metamorphosis

UNIT-III**Environmental regulation and animal development:**

1. Environmental cues and effects
2. Malformations and disruptions.
3. Changing evolution through development modularity
4. Developmental constraints
5. Creating new cell types-basic evolutionary mystery.

Biology of sex determination:

1. Chromosomal sex determination in *Drosophila* and Mammals
2. Testis determination genes
3. Ovarian development
4. Secondary sex determination in mammals.
5. Environmental sex determination

Rj / Jas
 Dy. Registrar (Academic-I)
 University of Rajasthan
 Jaipur

UNIT-IV

Embryonic stem cells:

1. Totipotency and Pluripotency
2. Embryonic stem cells, stem cells niches.
3. Genomic equivalence and the cytoplasmic determinants
4. Renewal by stem cells-epidermis, connective tissue & skeletal muscle

Hemopoietic Stem cells:

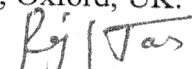
1. Blood cell formation
2. Bone marrow transplants
3. Stem cell disorders
4. Gene therapy
5. Genetic errors of human development:

Practicals

1. To Study life cycle of *Drosophila*
2. Identification of male and female *Drosophila*
3. Identification of wild and mutant forms of *Drosophila*
4. To prepare permanent slide of Sex comb of *Drosophila*
5. To prepare permanent slide of W.M. of *Drosophila*
6. To make a squash preparation of salivary gland chromosome from 3rd Instar larva of *Drosophila*
7. Monohybrid and dihybrid inheritance in *Drosophila*
8. Simple problems based on Mendelism
9. Demonstration of sex chromatin
10. Embryology of Frog (slides & preserved materials).
11. Embryology of Chick.
12. Blastoderm mounting of chick embryo
13. To study development of chick embryo through window preparation.

Recommended Books

1. Development Biology S.F.Gilbert, Sinauer Associates Inc., Massachusetts
2. Morphogenesis of vertebrate. Torrey, T.W. John Wiley and Sons Inc., New York and London.
3. London.
4. An Introduction to embryology, Balinsky, B.I.: W.B. Saunders Comp., ?
5. Davidson, E.H.: Gene activity in early development. Academic Press, New York.,
6. Modern embryology, Bodemer, C.W.: Holt Chart and Winston, Inc. New York;
7. Chicago
8. Principle of Animal Developmental Biology. Geol, S.C. Himalaya Publishers 1984.
9. Metamorphosis, Etkin, W.L.I. Gilbert.: North-Holland Co., Amsterdam.
10. Developmental Biology. R.M Twyman. Viva Books Private Limited. New Delhi.
11. From egg to Embryo. Slack J.M.W. Cambridge University Press, Cambridge UK.
12. Principles of Development. Wolpert, L. Oxford University Press, Oxford, UK.


 Dy. Registrar (Academic-I)
 University of Rajasthan
 Jaipur

**M.Sc. ZOOLOGY III SEMESTER
CORE PAPER
ZOL C303: EVOLUTION**

Max. Marks: 100

Total Hours: 60

UNIT I

1. Concept of evolution (Lamarckism, Darwinism & Neo Darwinism).
2. Evidences of evolution (macro and micro) – From comparative anatomy, embryology and physiology.
3. Rate of evolution (Hortely, Bradytely and Tachytely).
4. Time line for major events in the history of life on earth.

UNIT II

1. Variations –including transgressive variation.
2. Mutations.
3. Genetic drift.
4. Meiotic drive.
5. Migration.
6. Natural selection.

UNIT III

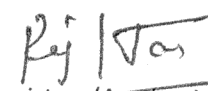
1. Isolation and isolating mechanisms.
2. Species and Speciation – Phylogenetic and biological and other concepts of species, modes of speciation (Allopatric, sympatric, parapatric and peripatric)
3. Adaptation – With special reference to deep sea, desert & aerial.
4. Phenotypic plasticity.
5. Polymorphism

UNIT IV

1. Punctuated equilibrium and phyletic gradualism.
2. Human evolution.
3. Altruism, selfish gene, coevolution and kin selection.
4. Extinctions and mass extinctions.

Practicals

1. Exercises based on natural selection
 - (a) Darwinian fitness
 - (b) Selection coefficient
 - (c) Effects of natural selection on gene frequencies


 Dy. Registrar (Academic-I)
 University of Rajasthan
 Jaipur

- (d) Genetic drift
 (e) Migration
 (f) Meiotic drive
2. Construction of phylogenetic trees
 3. Study of examples of different types of speciation.
 4. Study of examples of adaptations in various habitats.
 5. Study of selected stages in human evolution.
 6. Study of altruism, co-evolution and kin selection with the help of examples.

Recommended Books

1. Encyclopedia of Evolution Vol .I and Vol. II By. Mark Pagel, Oxford University Press
2. Evolution Strickberger, M.W. Jones and Barlannt Publishers, Boston London
3. Evolution and Genetics. J.M. Oxford University Press, New York
4. Evolution and Genetics Merral, D.J. Holt, Rinchart and Winston, Inc.
5. Species Evolution – The role of chromosomal change . King, M. Cambridge University Press, Cambridge.
6. A primer of Population Genetics. Hart, D.L. Suinuaer Associate, Inc. Massachusetts.
7. Evolutionary Biology , Futuyamma, D.J. Suinuaer Associate, Inc. Publishers, Sunder land
8. Genetics and Origin of Species, Dohnzhansky, Th. F.J. Alaya G.L. Stebbines and J.M. Valentine, Surjeet Publication Delhi
9. Genes and Evolution , Jha A.P. John Publication New Delhi


ZOL 311: PRACTICAL-V (Based on ZOL C301, ZOL C302 and ZOL C303) Scheme for Practical Examination

Max Marks 100

Time 6 hrs

1. Exercise (Core 1)	16
1. Exercise (Core 2)	16
3 Exercise (Core 3)	16
4. Spotting (8 × 3)	24
5. Seminar	09
6. Viva Voce	10
7. Record	09

Note: It should be ensured that animals used in the practical exercises are not covered under the Wildlife act 1972 and amendments made subsequently.


 Dy. Registrar (Academic-I)
 University of Rajasthan
 Jaipur

M.Sc. ZOOLOGY III SEMESTER
ZOL 3A01: CANCER & RADIATION BIOLOGY
BASICS OF RADIATION BIOLOGY

Max. Marks: 100

Total Hours: 60

UNIT-I

Fundamentals of radiation and its management:

1. Natural and artificial radioactivity.
2. X-rays production, characteristics and applications, hard and soft X-rays.
3. Ionizing and non-ionizing radiation (electromagnetic radiation).
4. Units of radiation and half-life of radioisotopes.

UNIT-II

Radioactive contamination and decontamination:

1. Sources of radioactive contamination.
2. Nuclear fallout.
3. Decontamination.
4. Types and management of radiation accidents.

UNIT-III


Detection monitoring and measurement of radiation:

1. Film badge.
2. Pocket dosimeter.
3. Thermo luminescence dosimeter.
4. G. M. counter.
5. Scintillation counter.
6. Proportional counter.
7. Gamma ray spectrophotometer.

UNIT-IV

Radiation safety and regulatory aspects:

1. Maximum permissible dose.
2. Source storage facilities.
3. Radiographic installations.
4. Personnel management.
5. Safe work practice.
6. Recommendations of National and International statutory bodies.


Dy. Registrar (Academic-I)
University of Rajasthan
Jaipur

**M.Sc. ZOOLOGY III SEMESTER
ELECTIVE GROUP A (SPECIAL PAPER)
ZOL 3A02: CANCER & RADIATION BIOLOGY
RADIATION EFFECTS**

Max. Marks: 100

Total Hours: 60

UNIT-I

Cellular radiobiology:

1. Effects of radiation on macromolecules.
2. *In vivo* cell survival curves.
3. Concept of LD50/30 and Dose reduction factor (DRF).
4. Radio-sensitivity of cell cycle phases, cell division delay and cell cycle check points.

UNIT-II

Interaction of radiation with matter:

1. Direct and indirect effects.
2. Photoelectric and Compton effects.
3. Ion pair production and Scattering.

UNIT-III


Radiation syndromes:

1. Prodromal syndrome.
2. Gastro-intestinal syndrome.
3. Hematopoietic syndrome.
4. Central nervous system syndrome.

UNIT-IV

Delayed radiation effects:

1. Stochastic and deterministic effects.
2. Life shortening.
3. Radiation hormesis.
4. Radiologic aging.
5. Radiation carcinogenesis.


Dy. Registrar (Academic-I)
University of Rajasthan
Jaipur

**M.Sc. ZOOLOGY III SEMESTER
ELECTIVE GROUP A (SPECIAL PAPER)
ZOL 3A03: CANCER & RADIATION BIOLOGY
MOLECULAR RADIOBIOLOGY AND ITS APPLICATIONS**

Max. Marks: 100

Total Hours: 60

UNIT-I

Radiation induced DNA damage and repair:

1. Repair of DNA breaks.
2. Repair of base damage.
3. Photoreactivation, excision repair.
4. Postreplication recovery.
5. Base excision repair, nucleotide excision repair (NER).
6. Transcription coupled repair (TCR) and bulk DNA repair.

UNIT-II

Radiation Chemistry:

1. Radiolysis of water.
2. Formation of oxygen reactive species.
3. Oxygen effect.
4. Linear energy transfer and relative biological effectiveness.

UNIT-III

Cytogenetic effects of radiation:

1. Chromosomal aberrations.
2. Micronuclei induction.
3. Radiation mutations.

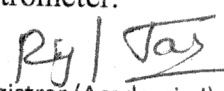
UNIT-IV

Application of radiation in Medicine:

1. Radiation therapy.
2. Therapeutic nuclear medicine.
3. Management of radiation injuries.
4. Radio-autoradiography.
5. Radioimmunoassay.

Practicals

1. Symbol of Radiation: Trefoil.
2. Knowledge and use of the various instruments. Geiger-Muller counter.
3. Scintillation counters, Survey meter, Single-channel gamma spectrometer.
4. Cobalt camera. Linear Accelerator.

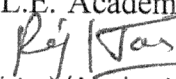

 Dy. Registrar (Academic-I)
 University of Rajasthan
 Jaipur

5. Finding out the operating voltage of the G-M tube.
6. Calculation of Inverse Square Law.
7. Determination of the resolving time of the G-M tube.
8. Absorption of beta and gamma rays.
9. Determination of Back scattering factors.
10. Histopathological, histochemical and biochemical studies of various tissues after external irradiation.
11. Personnel monitoring: use of survey meter, film badge, and room contamination monitor.
12. Decontamination of contaminated material.
13. Visits to the Radiotherapy Department, S.M.S. Medical College, Jaipur; Rajasthan Atomic Power Project, Kota and Bhabha Atomic Research Centre, Mumbai.

Note: It should be ensured that animals used in the practical exercises are not covered under the Wildlife Act 1972 and amendments made subsequently.

Recommended Books

1. Radiation Biophysics. Prentice-Hall Engel-Wood Cliffs. Andrews, H. L.: New Jersey. 1974 or Later Edition.
2. Ionizing Radiation and Life. Mosby, Avena, V: S1, Lonis. 1971 or Later Edition.
3. Low Dose Radiation Biological Bases of Risk Assessment. Baverstock, K. of Staltar, J. Taylor of Francis, 1989.
4. Low level Radiation Effects. Broil. AB. A fact Book: Society of Nuclear Medicine, USA, 1982.
5. Radiobiological Consequences of Nuclear Accidents -Contamination Radioecology, Bulokav EB., V Naiitel and J. B. Reitan: Radiobiology and Health.
6. Radioisotope Methodology. Chase, GD. and Robinowitz, J. L. Burgess Publishing Co. Minneapolis, Minn, USA. 3rd Edition, 1967 or Later.
7. Biological Effects of Radiation. Coggle. J.E. : Taylor and francis Ltd., London, 1988 or Later Edition.
8. Medical Radiation Biology. Dalrymple, G. V, Ganldev, M.E., Kollmorgen, G. M. and Vogel, H. J. Saunders. Philadelphia, 1973 or Later Edition.
9. Introductory Biostatistics for the Health Sciences. Duncan R. C., Knapp., R. G., and Miller III, M.C., :John Wiley and Sons. Inc., New York, 1977 or Later Edition.
10. Radiobiology. Fobrikant. J. I. : Year book med., Chicago, 1972 or Later Edition.
11. Biological Assessment of occupational Exposure to Actinides. G. B. Gendes, H. Metives and J. Stathes: Nuclear Tech. Pub. Kent, 1989.
12. Environment and Human Risks of Tritium, Gesben, G., C. M. Menaene and H. Smilts: Nuclear Tech. Pub. Kent, 1986.
13. Applied Radiobiology of Radiation Protection. Granien, R., Prentice Hall, 1990.
14. Biological Effects of Radiations. Grosel, D. S. and Hop Zvood, L.E. Academic Press, New York, 2nd Edition, 1979 or Later Edition.


 Dy. Registrar (Academic-I)
 University of Rajasthan
 Jaipur

15. Radiobiology for the Radiologist. 3rd Edition, Hall. E. L. : Harper and Row, 1990 or Later Edition.
16. Radiation and Life. Hall. E. I. : Pergamon Press, Oxford, U. K. 2nd Edition, 1987.
17. Health Effects of Low Level Radiation, Hendec. w. R. : Prentice Hall. 1984.
18. Low level Radiation and Living State. Huilgol. N. G. et al.: Naraza Publishing House, Community Center Panchsheel Park, New Delhi, 1993.
19. Biological Radiation effects. Kiefer, J. Springer-Venlag, Berlin, 1989.
20. Developmental Effects of Prenatal Irradiation. Kriegel, H. VCH, 1982.
21. Cellular Radiobiology. Lawrence c.w. Arnold, London, 1971 or Later Edition.
22. Biological Aspects of Human Irradiation Eds. Pant, G. S. and Basu, AK. Himalaya Publishing House, Delhi, 1992.
23. Basic Radiation Biology. Pizzarello D.J., Witcofsli Lea R. L. and Febiger: Philadelphia, 1970 or Later.
24. Human Radiation Biology. Prasad, K. N., CRC Press, inc. Cleveland, Ohio, USA, 1984.
25. Advanced Medical Radiation Dosimetry. Rajan O. Prentice-Hall of India Pvt. Ltd. New Delhi, 1992.
26. Frontiers of Radiation Biology. Riklin, E. ed. VCH, 1990.
27. Radiation Exposure and Occupational Risks. Scheres, E., c. Streffer, K. R. Trott.: Eds. Berlin, 1990.
28. Elements of Radiobiology, Seiwan J. Thomas, C. C. 1983.
29. Essential of Radiation Biology and Protection, Steve Forshie: Publisher: Delmar Cengage Learning.
30. Radiation Carcinogenesis. Upton, A. C. Ehseviees, 1986.

ZOL 312: PRACTICAL-VI Scheme for Practical Examination

(Based on ZOL 3A01, ZOL 3A02 and ZOL 3A03)

Max Marks: 100


Time: 6 hrs

Max Marks 100

Time 6 hrs

1. Exercise 1	20
2. Exercise 2	16
3. Exercise 3	10
4. Spotting (8 × 3)	24
5. Seminar	10
6. Viva Voce	10
7. Record	10

Note: It should be ensured that animals used in the practical exercises are not covered under the Wildlife act 1972 and amendments made subsequently.


 Dy. Registrar (Academic-I)
 University of Rajasthan
 Jaipur

M.Sc. ZOOLOGY III SEMESTER
ELECTIVE GROUP B (SPECIAL PAPER)
ZOL 3 B01: CELL AND MOLECULAR BIOLOGY
CELLULAR STRUCTURE AND FUNCTION

Max. Marks: 100

Total Hours: 60

UNIT-I

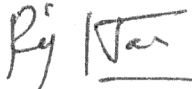
Biomembranes:

1. Molecular constituents of membranes: Lipids (glycerophospholipids, sphingophospholipids, glycolipids, sterols); proteins (extrinsic, intrinsic – glycoporphin, porin & fusion proteins); prediction of integral membrane protein topology from its sequence, spatial relationship of proteins to lipid bilayer; carbohydrates-glycocalyx.
2. Supramolecular architecture of membrane: Fluid Mosaic model.
3. Fluidity and mobility of lipids and proteins.
4. Diseases: Tay Sachs disease & Nieman –Picks disease.
5. Chemistry of fixatives: Common properties of fixatives, formalin, acetic acid, alcohol acetone, picric acid, gluteraldehyde, metallic ions and complexes.
6. Choice of fixatives: Glycogen, lipids, nucleic acid, enzymes (alkaline phosphatase, acid phosphatase, esterase & sulphatase), mucopolysaccharides and mucoproteins.

UNIT-II

Transport across cell membrane:

1. Mechanism of diffusion; Facilitated diffusion.
2. Osmosis, permeability constant, factors influencing permeability & Gibb's – Donnan effect.
3. Uniporter-catalyzed transport, difference between uniport-catalyzed transport and passive diffusion, GLUT- 1-5 transport & its kinetics.
4. Ion channels and membrane electric potential (Nernst equation).
5. Active transport - P-class ion pumps, F-class and V-class ion pumps, ABC superfamily. Plasma membrane $Ca^{++}ATPase$ pump, Muscle $Ca^{++}ATPase$ pump & $Na^{+}/K^{+}ATPase$ pump, Ionophores.
6. Cotransport by symporters and antiporters.
7. Transport across epithelia; Endocytosis: pinocytosis, phagocytosis & receptor mediated; Transcytosis.
8. Diseases: Cystic fibrosis & Type I diabetes mellitus.


 Dy. Registrar (Academic-I)
 University of Rajasthan
 Jaipur

UNIT-III**Cytoskeleton:**

1. Intermediate filament: Proteins, assembly, organization (desmosomes, hemidesmosomes, desmin & neurofilaments).
2. Microfilaments:
 - (i) Actin: G-actin, F-actin, structural and functional polarity.
 - (ii) Assembly, disassembly and organisation of actin filaments: Polymerization, actin-binding proteins (Formin, Arp2/3 complex, ADF/Cofilin, Profilin, CapZ etc.), actin bundling proteins, toxins affecting polymerization.
3. Actin filaments and plasma membrane: RBC cytoskeleton, platelet cytoskeleton & projecting fingers of membrane.
4. Myosin: Structure, mechanism of movements with actin & conformational changes in myosin during movement.
5. Microtubules: Structure, assembly of microtubules from organizing centre, dynamic organization, microtubule associated proteins (MAPs), microtubules associated structures (Centrosome duplication, kinetochore and force for poleward chromosome movement, Organization of spindle pole and orientation of assembly, astral microtubule and cytokinesis & microtubules and plant cell formation) and drugs disrupting microtubules.
6. Microtubules motor proteins:
 - (i) Intracellular transport: Role of kinesin and dynein, microtubule tracks and intracellular membrane vesicles.
 - (ii) Amoeboid movements.

Cilia and flagella:

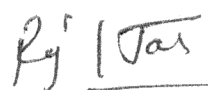
1. Structure and movements
 - (i) Sliding of outer doublet.
 - (ii) Dynein sliding forces in axonemes.
 - (iii) Dynein and axonemal bending.
 - (iv) Dynein regulatory complex.
2. Syndrome /disease –Kartagener's syndrome & Charcot-Marie-Tooth disease.

UNIT-IV**Cell-cell adhesion and communication:**

1. Cadherin mediated Ca^{2+} dependent homophilic cell-cell adhesion.
2. N-CAM's mediate Ca^{2+} independent homophilic cell-cell adhesion.
3. Cell junctions: Occluding junctions, anchoring junctions (adhesion belts, focal contacts, desmosomes & hemidesmosomes) & communicating junctions (gap junctions, chemical synapses & plasmodesmata).
4. Cadherin containing junctions.
5. Cell adhesion molecules as diagnostic tools in cancer.

Cell matrix adhesion molecules:

1. Integrin-in cell matrix and cell-cell interaction.
2. Collagen-Basic structure and assembly.


 Dy. Registrar (Academic-I)
 University of Rajasthan
 Jaipur

3. Non-collagen components of extracellular matrix (elastin, glycosaminoglycan, cell
4. Surface proteoglycans, fibronectin & laminin).
5. Role of selectin, integrin & Ig in extravasation.

Cell wall:

1. Bacterial cell wall.
2. Plant cell wall.
3. Auxin & cell expansion.
4. Cellulose fibril synthesis and orientation.

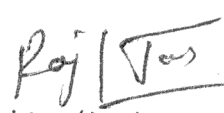
**M.Sc. ZOOLOGY III SEMESTER
ELECTIVE GROUP B (SPECIAL PAPER)
ZOL 3 B02: CELL AND MOLECULAR BIOLOGY
CELLULAR PHYSIOLOGY AND REGULATORY
MECHANISM**

Max. Marks: 100**Total Hours: 60****UNIT-I****Cell-Cell signalling:**

1. Endocrine, paracrine and autocrine signaling.
2. Receptor Proteins: Cell surface receptors and intracellular receptors, toll receptors.
3. Second messenger System: cAMP & signal to transcription (CREB); IP₃ DAG and PIP₃ (PI-3 kinase, AKT & mTOR pathway).
4. Cell Surface receptors: G-protein coupled receptors (hormones etc.), ion channel receptors (voltage gated channel, ligand gated channel & signal gated channel), tyrosine kinase-linked receptors (general idea, EGF, erythropoietin & interferon) and receptors with intrinsic enzymatic activity.
5. MAP kinase, JAK/STAT and TGF- β / Smad signaling and NF-kB signaling.
6. Signaling during embryonic development: Hedgehog, Wnt and Notch.
7. Cytoskeleton signaling: Integrin & actin.

Signal-mediated transport through nuclear pore:

1. Nuclear pore complex.
2. Nuclear exports signals and transport of cargo proteins from nucleus to cytosol.
3. Nuclear localization signal and transport of cargo proteins from cytoplasm to nucleus.


 Dy. Registrar (Academic-I)
 University of Rajasthan
 Jaipur

UNIT-II**Cell cycle:**

1. Bacterial cell cycle (Helmstetier -Cooper or I+ C+ D model); partition and cytokinesis.
2. Eukaryotic cell cycle: G₁, S, G₂ and M phases.
3. Cell cycle and check points.
4. Molecular basis of cell cycle regulation:
 - (i) Cyclins and cyclin - dependent kinases.
 - (ii) Regulation of CDK cyclin activity.

UNIT-III**Cell death (Apoptosis):**

1. Apoptosis and necrosis.
2. Caspases: Initiator, executioner & inflammatory.
3. Bcl₂ family proteins: antiapoptotic, apoptotic & derepressors.
4. Extrinsic death receptor pathway (TNF-1 & Fas); intrinsic mitochondrial pathway & mitophagy.
5. Inhibitors of apoptotic proteins.
6. Caspase independent cell death.
7. Apoptotic pathway in *C. elegans*.
8. Role of apoptosis in immunity and cancer.

UNIT-IV**Aging: The biology of senescence**

1. Genetic instability.
2. Cellular basis of aging.
3. Free radicals, oxidative damage and antioxidants.
4. Telomerases and aging.
5. Diseases: Alzheimer's, Dementia, Parkinson's, Type II diabetes, Osteoporosis, Atherosclerosis & Progeria.

**M.Sc. ZOOLOGY III SEMESTER
ELECTIVE GROUP B (SPECIAL PAPER)**

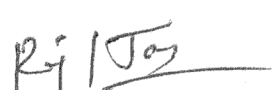
**ZOL 3B03: CELL AND MOLECULAR BIOLOGY
GENE EXPRESSION**

Max. Marks: 100

Total Hours: 60

UNIT-I**Molecular structure of genes and chromosomes:**

1. Molecular definition of gene (recon, muton & cistron - complementation test).
2. Chromosomal organization of genes and non-coding DNA.
3. Functional re-arrangements in chromosomal DNA.


 Dy. Registrar (Academic-I)
 University of Rajasthan
 Jaipur

4. Morphological and functional elements of eukaryotic chromosomes.
5. Transposons: Retrotransposons – viral & non viral (LTR, reverse transcription of retroviral genomic RNA to DNA); Transposons; Miniature inverted Repeats transposable elements & transposons in bacteria.

Genes:

1. Mutable units: Seymour Benzer experiment-complementation test.
2. Mutation: Types and causes (radiation, chemical & environment).
3. Inheritance in bacteria (Luria and Delbrück experiment, Newcombe experiment, Lederberg's experiment).
4. Mutation rates; Reversion & suppression.
5. Isolation (Positive & negative selection) and analysis of mutants.
6. Genetic mapping of mutations.
7. Molecular cloning of genes defined by mutations.

UNIT-II**Regulation of gene expression:**

1. Operon concept.
2. Inducers and corepressors.
3. Positive and Negative regulation – lac operon.
4. Regulation by attenuation: his and trp operons.
5. Ara operon.

Lytic and lysogeny:

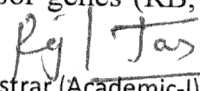
1. Lambda lytic cascade
2. Lysogenic repression

UNIT-III**DNA binding proteins and gene regulation:**

1. Homeodomain proteins.
2. Zinc finger proteins.
3. Winged-helix (Forked head) proteins.
4. Leucine-Zipper proteins.
5. Basic Helix - Loop - helix proteins.
6. Helix- turn -Helix.
7. Development patterns in Drosophila (Maternal-effect genes, Segmentation genes, Homeotic genes).

UNIT-IV**Cancer:**

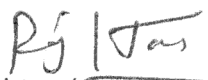
1. Tumor types: Benign & malignant; sarcoma & carcinoma and leukaemia & lymphoma.
2. Onset of cancer; Metastasis
3. Properties of cancer cells
4. Proto-oncogene; retroviral oncogenes; oncogenes; tumor suppressor genes (RB, p53 & p16) and caretaker genes (BRCA1 & BRCA2).


 Dy. Registrar (Academic-I)
 University of Rajasthan
 Jaipur

5. Regulators of signal transduction: APC gene & NF-1 gene.
6. Knudson two hit hypothesis
7. Mutation causing loss of cell cycle.
8. Mutations affecting genomic stability.
9. Cancer stem cells and its therapeutic implications.

Practicals

1. **Operation of microscopes:**
 - (i) Experiments on phase contrast.
 - (ii) Use of fluorescence microscope: Detection of nucleic acid by acridine orange / ethidium bromide.
2. **Preparation of biological tissues and sectioning:**
 - (i) Paraffin wax histology by microtome.
 - (ii) Fresh- frozen by cryostat.
3. **Micrometry:**
 - (i) Use of oculometer-standardization and measurements of mammalian cell height, nuclear diameter and tubular diameter.
 - (ii) Use of ocular grid- standardization and counting of cells or nuclei in cross section of mammalian epithelium.
4. **Cytochemistry / Histochemistry:**
 - (i) Carbohydrate (a) PAS method (b) Alcian blue method (c) Carmine method
 - (ii) Proteins (a) Mercury bromophenol blue method (b) Ninhydrin method.
 - (iii) Phosphomolybic acid method (b) Copper phthalocyanin method (c) Acetone-Sudan black method.
 - (iv) Nucleic acid (a) Feulgen method (b) Methyl green- Pyronin method.
 - (v) Detection of enzymes (a) Alkaline phosphatase (b) Acid phosphatase (c) Adenosine tri- phosphatase.
5. **Biochemical methods:**
 - (i) Determination of pK value.
 - (ii) How to prepare a buffer at particular pH and pK value for acid?
 - (iii) Quantitation of enzymes:
 - (a) By end point techniques as exemplified by alkaline and acid phosphatase.
 - (b) By substrate - left over technique as exemplified by LDH.
6. **Fractionation:**
 - (i) Tissue homogenization and fractionation by differential centrifugation for isolation of mitochondria, nuclei and cytosol and use of marker enzymes for assessment of purity of the components.
 - (ii) Fractionation of protein, RNA and DNA from tissues and their quantification.
7. **Techniques:**
 - (i) Separation of proteins and DNA from mammalian tissue by agarose electrophoresis.


 Dy. Registrar (Academic-I)
 University of Rajasthan
 Jaipur

- (ii) Separation of proteins and isoenzymes from mammalian tissue on SDS-PAGE and PAGE.
- (iii) Electroeluting of proteins, DNA/RNA from electrophoretic gels.
- (iv) Comet assay.
- (v) DNA ladder assay.

8. **Chromosomal Techniques:**

- (i) Preparation of salivary gland chromosomes from *Drosophila* / Chironomous larva and stain with acetocarmine/aceto-orcein/ Fielgen.
- (ii) Preparation of mammalian chromosomes from bone marrow or testis and stain with Giemsa stain.

9. **Permanent slides:**

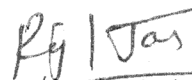
Histopathological changes in organs, Mitosis, Meiosis, various cancer cells & slides from all the above experiments.

Slides and tissue blocks to be submitted at the time of practical examination.

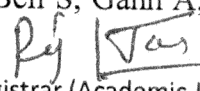
Note: It should be ensured that animals used in the practical exercises are not covered under the Wildlife Act 1972 and amendments made subsequently.

Recommended Books

1. The Biochemistry of the Nucleic Acids. Adams RLP, Knowler JT and Leader DP. Chapman and Hall, London.1986.
2. Essential Cell Biology 4th edition. Alberts B, Bray D, Hopkin K, Johnson A, Lewis J, Raff M, Roberts K and Walters P. Garland Science Publishing New York USA ,2013.
3. Molecular Biology of the Cell. 5th edition. Alberts B, Johnson A, Lewis J, Raff M, Roberts K and Walter P. Garland Science.2007.
4. Molecular Biology of the Cell. 4th edition Alberts B, Johnson A, Lewis J, Raff M, Roberts K, Walter P. Garland Science .2002.
5. From Genes to Cells. Bolrover SR, Hyams JS, Jones S, Shephard EA and White HA. Wiley -Liss, New York.1997.
6. A Means to an End: The Biological Basis of Aging and Death. Clark WR. Oxford University Press, New York, Oxford.2002.
7. The Cell .A Molecular Approach.4th edition. Cooper GM and Hausman RE. ASM Press Washington, DC.2007.
8. Cell Adhesion and Cytoskeletal Molecules in Metastasis. Cross AE and Nagle RB. Vol XII. Springer Publications 2006.
9. Molecular Cell Biology. 5th edition W Darnell J. H Freeman and Company, New York, 2004.
10. Cell and Molecular Biology. 8th edition. De Robertis EDP and De Robertis Jr EMF Lippincot Williams &Wilkins 2006.
11. Cell Adhesion Molecules in Cancer and Inflammation. Epenetos A and Pignatelli M. Harwood Academic Publishers, CRC Press 1995.
12. Cancer Stem Cells. Farrar WL. Cambridge University Press. 2009.


 Dy. Registrar (Academic-I)
 University of Rajasthan
 Jaipur

13. DNA Repair and Mutagenesis. Friedberg EC, Walker GC and Siede W. ASM Press, Washington DC 1995.
14. BRS Cell Biology and Histology. 6th edition (South Asian Edition), Gartener LP, Hiatt JL, Strum JM. Lippincott Williams & Wilkins, 2010.
15. Molecular biotechnology. Principles and Applications of Recombinant DNA. Glick BR and Pasternak JJ. ASM Press Washington DC, 1998.
16. Cell and Molecular Biology. Concepts and Experiments. 7th edition. Karp G. John Wiley & Sons Inc., New York. 2013.
17. Cell Biology. 6th edition. Karp G. Hoboken, NJ: Wiley 2013.
18. Essential Genes. Levin B Pearson Higher Education .International edition. 2006.
19. Genes IV. Lewin B. Oxford University Press Bombay, 1990.
20. Genes V. International Students Edition. Lewin B. Oxford University Press Oxford, 1994.
21. Genes VII. Lewin B. Oxford University Press, Oxford, 2000.
22. Genes VIII. Lewin B. Pearson Education International .London, Sydney. 2004.
23. Molecular Cell Biology 6th edition. Lodish H ,Berk A, Kaiser CA, Krieger M, Scott MP, Bretscher A, Ploegh H, Matsudaira P. W.H Freeman and Company, New York, 2008.
24. Molecular cell Biology. 5th edition. Lodish H, Berk A, Matsudaira P, Kaiser CA, Krieger M, Scott MP, Zipursky SL, Darnell J W.H Freeman and Company, New York 2004.
25. Molecular Cell Biology. 4th Edition Lodish H, Berk A, Zipursky SL, Matsudaira P, Baltimore D, Darnell J. W.H Freeman and Company, New York, 2000.
26. Molecular Cell Biology. 7th edition. Lodish H, Berk A, Kaiser CA, Krieger M, Bertscher A, Ploegh H, Amon A, Scott M P. Mac Millian High Education (International edition) England 2013.
27. Lewin's Cell. 2nd edition. Lynne C, Lingappa VR and Plopper G (Editors). Jones & Bartlett Publishers, USA 2011.
28. Essentials of Molecular Biology. Malacinski GM and Friefelder D. Jones and Bartlett Publishers, Boston 1999.
29. Molecular Biology and Biotechnology. Meyers R.A. A Comprehensive Desk Reference. VCH Publishers. 1995.
30. Advancements in Cancer Stem Cell Biology. Scantena R, Mordente A, Giardina B. Springer Publication 2012.
31. Genetics and Molecular Biology. 2nd edition. The John Hopkins university Press. Schleif R. Baltimore & London. 1993.
32. Stem Cell Therapeutics for Cancer. Shah Khalid. John Wiley & Sons Inc. Hoboken, New Jersey. 2013.
33. Cell and Molecular Biology. Shelve P and Blanch DEW. John Wiley & Sons Inc., New York. 1994.
34. Genes to Proteins 3rd edition. Molecular Biology. Tropp B E. Jones & Bartlett Publishers, Sadbury Massachusetts. 2008.
35. Advanced Molecular Biology. A Concise Reference . Twyman RM and Wisden W. Viva Books Pvt Ltd. New Delhi 1999.
36. Molecular Biology of the Gene. 7th edition. Watson J, Baker T, Bell S, Gann A, Levine M and Losick R Pearson Higher Education 2013.


 Dy. Registrar (Academic-I)
 University of Rajasthan
 Jaipur

37. Molecular Biology of the Gene. 5th edition Watson J, Baker T, Bell S, Gann A, Levine M and Losick R. Pearson Higher Education 2008.
38. Recombinant DNA 2nd edition. Watson JD, Gilman M, Witkowski J and Zoller M. W.H Freeman and Company, New York 1992
39. Molecular Biology. 2nd edition. Weaver R.F. McGraw Hill Company, New York, NY 2002.
40. Molecular Biology, 3rd edition, Weaver, R.F., McGraw-Hill Company, New York, NY 2005,

ZOL 312B: PRACTICAL-VI
Scheme for Practical Examination
 (Based on ZOL 3B01, ZOL 3B02 and ZOL 3B03)

Max Marks: 100

Time: 6 hrs

1. Exercise 1	20
2. Exercise 2	16
3. Exercise 3	10
4. Spotting (8 × 3)	24
5. Seminar	10
6. Viva Voce	10
7. Record	10

Note: It should be ensured that animals used in the practical exercises are not covered under the Wildlife act 1972 and amendments made subsequently.

M.Sc. ZOOLOGY III SEMESTER
ELECTIVE GROUP C (SPECIAL PAPER)


ZOL 3C01: ENTOMOLOGY
PHYLOGENY, TAXONOMY AND EVOLUTION OF INSECTS

Max. Marks: 100

Total Hours: 60

UNIT-I

1. Collection, preservation and methods of study of insects.
2. Basis of insect classification, use of taxonomic keys in insect identification.
3. Phylogeny of Arthropoda and Hexopoda.


 Dy. Registrar (Academic-I)
 University of Rajasthan
 Jaipur

UNIT-II

1. Introduction to primitive insects.
2. Endognathus hexapods: Protura, Collembola and Dipleura.
3. Apterygota: Microcoryphia and Thysaneura.

UNIT-III

1. Origin and evolution of insects with special reference to fossil insects.
2. Causes of success of insects.
3. Theories on the evolution of insects.

UNIT-IV

1. Detailed classification of important and selected super families and families of insects of the following orders- Orthoptera, Isoptera, Hemiptera, Coleoptera, Lepidoptera, Diptera and Hymenoptera.
2. Characteristics of *Trilobita chelicerata* and Mandibulata.
3. Elementary idea of DNA base reading and its application in entomology.

**M. Sc. ZOOLOGY III SEMESTER
ELECTIVE GROUP C (SPECIAL PAPER)
ZOL 3C02: ENTOMOLOGY
MORPHOLOGY AND PHYSIOLOGY OF INSECTS**

Max. Marks: 100

Total Hours: 60

UNIT-I**General organization of insect body:**


1. Integument.
2. Head: Sutures and area of cranium, Dyanin law, tentorium, gnathal appendages, antennae
3. Thorax: Legs and their modifications, wings and wing coupling, wing bearing segment.

UNIT-II

1. Digestive system: Alimentary canal and its modifications (including filter chamber), Physiology of digestion.
2. Physiology of circulatory system.
3. Excretory system and its modifications (Cryptonephridial system).
4. Respiratory system and its modifications, adaptations for aquatic respiration.

UNIT-III

1. Nervous system and its modifications.
2. Sense organs: Mechanoreceptors, Chemoreceptors.
3. Auditory organs (tympanum), light producing organs, sound producing organs, visual organs (Compound eye and ocelli).


 Dy. Registrar (Academic-I)
 University of Rajasthan
 Jaipur

UNIT-IV

1. Muscular system and distribution of muscles.
2. Reproductive system. Morphology and physiology of male and female reproductive system, its associated ducts and glands and external genitalia, pheromones.
3. Morphology and physiology of neuro-endocrine system.
4. Endocrine control of development and metamorphosis.

**M.Sc. ZOOLOGY III SEMESTER
ELECTIVE GROUP C (SPECIAL PAPER)**

**ZOL 3C03: ENTOMOLOGY
DEVELOPMENT AND ECOLOGY OF INSECTS**

Max. Marks: 100**Total Hours: 60****UNIT-I**

1. Embryology: Structure of egg, types, embryonic and post embryonic development.
2. Types of larvae, pupae and metamorphosis (Ametabolous, hemimetabolous and holometabolous).

UNIT-II

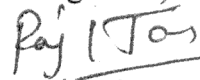
1. Social life in Isoptera and Hymenoptera.
2. Life cycle of locusts (phase theory).
3. Life cycle of aphids (polymorphism).
4. Evolution of societies in insects.

UNIT-III**Ecology of insects:**

1. Effect of physical factors, viz., temperature, light, relative humidity, wind, etc. on insects.
2. Intra and inter specific relations. (Biotic factors)
3. Insect plant interaction.
4. Biodiversity- Definition, types & methods of study.

UNIT-IV

1. Population ecology: Population dynamics, size, fluctuation, biogeography, community ecology, species interaction, community structure & diversity, factors affecting population density, methods of determination of population density of insects.
2. Biochemical adaptations to environmental stress (various types of metamorphoses, diapauses, polymorphisms, swarms, outbreaks and migration).

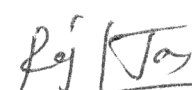

 Dy. Registrar (Academic-I)
 University of Rajasthan
 Jaipur

Practicals

1. **Anatomy:**
 - a) Cockroach: Alimentary canal, Endocrine complex, Nervous system.,
 - b) Grass hopper: Alimentary canal, Reproductive system, Nervous system.,
 - c) White grub: Nervous system
2. **Permanent Mounting :**
 - a) Biting and chewing mouth parts (cockroach)
 - b) Piercing and sucking mouth parts (mosquito)
 - c) Siphoning mouth parts (Butterfly)
 - d) Tympanum and spiracle of Grasshopper (*Poecilocerous pictus*)
 - e) Antennae, wings and legs of mosquito, butterfly, grasshopper, cockroach
 - f) Whole mounts of (lice, ants, termite , bedbug, mosquito)
3. **Insect rearing:**
 - a) *Tribolium*
 - b) *Rhizopertha*
 - c) *Heliothis armigera*
 - d) *Corcyra*
 - e) *Callosobruchus sps*
 - f) *Lesioderma serricornae*
4. **Study of prepared slides:**
 - a) Whole mounts of insects
 - b) Legs
 - c) Mouth Parts
 - d) Wings
 - e) Antennae
 - f) Histology of Insects
5. **Study of selected insects:**
 - a) Study of selected insects as museum specimens.
 - b) Identification of selected insects and their identification with the help of taxonomic key.
6. Microtomy
7. Field trips for insect collection; Preservation of insects (eggs, larvae, pupae & adults)
8. **Spotting:**
 - a) Insect specimens with morphological adaptation
 - b) Whole mounts of insects
 - c) Their specialized body parts
 - d) Histology slides

Recommended Books

1. Agricultural Pests of India & South east Asia, Atwal: Kalyani Publishers.1986
2. The Insects: Structure & function 4th ed. Chapman: ELBS,1998
3. Physiological System in insects, Klowden: 2002


 Dy. Registrar (Academic-I)
 University of Rajasthan
 Jaipur

4. Essential Entomology, Oxbord Uni. McGavin: 2001
5. Principles of Insect Morphology Snodgrass:
6. The Principles of Insect Physiology Wigglesworth-
7. Borror and DeLong's introduction of the study of insects –Charles A, Triplehorn and Norman F., Johson, Thomson Books/Cole
8. Insect Physiology and Biochemistry, Third Edition, James L Nation Sr, T&F, 2016
9. Insect Ecology, Nitish Shekhar, Sonali Publications, 2012
10. Practicals in Basic Entomology, Sathe, TV Bhoje, PM Kolekar, Vaishali S., Daya Publishing House, 2014.

ZOL 312C: PRACTICAL-VI
Scheme for Practical Examination
 (Based on ZOL 3C01, ZOL 3C02 and ZOL 3C03)

Max Marks: 100

Time: 6 hrs

1. Exercise 1	20
2. Exercise 2	16
3. Exercise 3	10
4. Spotting (8 × 3)	24
5. Seminar	10
6. Viva Voce	10
7. Record	10

Note :

1. With reference to anatomy and study of museum specimens, candidates must be well versed in the study of various systems with the help of charts/models/CD- ROMs, multimedia computer based simulations including computer assisted learning (CAL) and other softwares.
2. It should be ensured that animals used in the practical exercises are not covered under the Wildlife act 1972 and amendments made subsequently.

Rg/105

Dy. Registrar (Academic-I)
 University of Rajasthan
 Jaipur

**M.Sc. ZOOLOGY III SEMESTER
ELECTIVE GROUP D (SPECIAL PAPER)
ZOL 3 D01: ENVIRONMENTAL BIOLOGY
ENVIRONMENTAL BIOLOGY: CONCEPT AND
APPROACHES**

Max. Marks: 100

Total Hours: 60

UNIT-I

Introduction to environmental biology and earth systems:

1. Definition, principle and scope of environmental biology, its relation to other Sciences.
2. Basic concept of ecosystem, abiotic and biotic factors, structure and function of ecosystem, productivity, trophic levels, ecological pyramids and energy flow in an ecosystem.
3. The origin and structure of earth, primary differentiation and formation of core, mantle, crust.
4. Geomorphological processes-plate tectonics, sea floor spreading, mountain building, evolution of continents and structural deformation.
5. Major biomes of the world, Ecozones of India, Anthropogenic biomes.

UNIT-II

The physical environment:

1. Lithosphere - Weathering and soil formation, - soil colloids, adsorption and exchange of anions and cations, role of microbes in soil, types of soil, soil profile, classification of rocks, folds, faults and dykes and other geological formations and their environmental significance.
2. Atmosphere -Physico-chemical characteristics and divisions- Troposphere, Stratosphere, Mesosphere, Thermosphere & Magnetosphere, composition and significance of atmospheric components.
3. Hydrosphere -Visible and invisible hydrosphere, Range of aquatic habitats, water cycles between earth and the atmosphere, Global water balance, ice sheets, origin and composition of sea water, sea level changes, River basins and watershed.
4. Physico-chemical characteristics of water, Influence of pH, turbidity and light on aquatic life.

Raj / Jas

Dy. Registrar (Academic-I)
University of Rajasthan
Jaipur

UNIT-III**Weather and climate:**

1. Definitions and scope of climatology, weather and climate, components of climate system, Climatic regions of India.
2. Earth's thermal environment, earth intercepts solar radiation, seasonal variation in intercepted solar radiation, air temperature in relation to altitude.
3. Global circulation of air masses, wind and earth's rotation on ocean currents, influence of temperature on moisture content of air, global pattern of precipitation, influence of topography on regional pattern of precipitation.
4. Classification of climate-Koeppen's classification and Thorn Thwaite's scheme, Climatic zones, Clouds and their types.
5. Causes of climate change. Effect of climate change on ecosystems, organisms and human welfare.

UNIT-IV**Landscape ecology:**

1. Land and Landscape processes; Hierarchy: ecosystems to land units; ecological principles at work with Landscapes.
2. Human dimensions and Land use in agro-ecosystems, urban ecosystems, rangelands, riparian and wetland systems (Keoladeo, Sambhar Lake and Sunderbans), coastal and estuarine systems (Chilka Lake, Kerala Backwaters and Ennore Creek).
3. Ecological land degradation, desertification, water logging, salinization and soil erosion.
4. Ecological assessment of landscape for vegetation and habitat. Integrated analytical techniques- land suitability analysis and carrying capacity studies.

**M.Sc. ZOOLOGY III SEMESTER
ELECTIVE GROUP D (SPECIAL PAPER)
ZOL 3 D02: ENVIRONMENTAL BIOLOGY
POPULATION ECOLOGY, ENVIRONMENTAL
ADAPTATIONS AND
ENVIRONMENTAL DISASTERS**

Max. Marks: 100

Total Hours: 60

UNIT-I**Population ecology:**

1. Population and its characteristics.

Raj / Jas
Dy. Registrar (Academic-I)
University of Rajasthan
Jaipur

2. Demography- Life tables, generation time, reproductive value, Census and sampling, Population indices
3. Population growth: Growth of organisms with non-overlapping generations, stochastic and time lag models of population growth, stable age distribution.
4. Population regulation: Extrinsic and intrinsic mechanisms, population density, population dispersal.
5. Methods of population estimation- Point and line survey methods, Belt and Quadrant transect.

UNIT-II

Environmental adaptations:

1. Kinds of Adaptations, Aquatic adaptations, Secondary aquatic adaptations, Pelagic adaptations, Deep sea adaptations. Eco-physiological adaptations to fresh water and marine environments.
2. Terrestrial adaptations- Desert adaptations, Cave adaptations, Cursorial adaptations, Fossorial and subterranean adaptations, Arboreal adaptations, Flight adaptations.
3. Eco-physiological adaptations to terrestrial environments.
4. Parasitic adaptations, adaptations for defense and mimicry.

UNIT-III

Environmental limiting factors:

1. Law of minimum, Law of Tolerance, Environmental limiting factors.
2. Physical environment as limiting factor- Light, humidity, fire, atmospheric gases, current and pressure, Microenvironment and Ecological optima.
3. Inter and intra-specific relationships: Predator-prey relationship, predator dynamics, optimal foraging theory (patch choice, diet choice, prey selectivity, foraging time). Parasitism, Mutualism, Phoresis, Antibiosis, Insect-plant interactions.

UNIT-IV

Environmental phenomena and disasters:

1. Definition, Earthquake, flood, Tsunami, draught.
2. Windstorms, Cyclones and anticyclones.
3. Volcanoes, Avalanche, lightening, El Nino and La Nina
4. Environmental degradation by anthropogenic activities: Ozone depletion and Green house effect. Nuclear disasters: Fukushima Daiichi nuclear disaster, Japan; Chernobyl disaster, Russia; Bhopal Gas Tragedy, Exxon Valdez Oil Spill.
5. Disaster management.

Raj Jas

Dy. Registrar (Academic-I)
University of Rajasthan
Jaipur

**M.Sc. ZOOLOGY III SEMESTER
ELECTIVE GROUP D (SPECIAL PAPER)
ZOL 3 D03: ENVIRONMENTAL BIOLOGY
NATURAL RESOURCES, BIODIVERSITY, WILDLIFE AND
CONSERVATION BIOLOGY**

Max. Marks: 100

Total Hours: 60

UNIT-I

Natural resources:

1. Natural resources and their types- Water resources, Land resources and Biological resources, Mineral resources and their cycles.
2. Energy resources- Renewable sources of energy, energy from biomass
3. Non-renewable sources of energy, Nuclear energy, geothermal energy.
4. Energy for the future, Forest resource.
5. Water- A vital resource, India's Water budget.
6. Human impact on natural resources.

UNIT-II

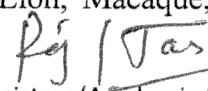
Biodiversity:

1. Concept of biological diversity, origin of biodiversity, types of biodiversity, values of biodiversity, loss of biodiversity.
2. Biodiversity and ecosystem function, Bio-wealth, Bioprospecting and Biopiracy.
3. Critically endangered Indian animals, Biotic impoverishment
4. Biotechnology and biodiversity, Milestones of biodiversity conventions, Biotechnology and Intellectual Property Rights (IPR).
5. Biological diversity Act of India, National Biodiversity Authority, Indian Biodiversity Act 2002, National Board of Biodiversity, State Board of Biodiversity. Legal coverage of biodiversity conservation and use in India.

UNIT-III

Wildlife and its management:

1. Wild life schedules, National parks, Sanctuaries, Reserves and Organs. IUCN classification of endangered species, Red data book. Threatened animals of India.
2. Restoration of wild life population: Re-introduction or Rehabilitation (soft and hard release) and captive breeding, wild life corridor.
3. Techniques of studying wild life: Radiometry, Photographic and Pug mark identification of animals.
4. Management: Special Protection Programmes- Tiger, Rhino, Lion, Macaque, Elephant, Crocodile and Great Indian Bustard.


 Dy. Registrar (Academic-I)
 University of Rajasthan
 Jaipur


UNIT-IV

Biodiversity conservation:

1. Strategies for biodiversity conservation- *In-situ* conservation: sanctuaries, biospheres reserves, national parks, nature reserves, preservation plots. *Ex-situ* conservation: botanical gardens, zoos, aquaria, homestead gardens, herbaria, *In-vitro* conservation: germplasm and gene bank; tissue culture: pollen and spore bank, DNA bank. Global Environment Facility-World Bank initiatives. Biodiversity hotspots and hope spots and their characteristics.
2. National and international programmes for biodiversity conservation. CITES and TRAFFIC.
3. Traditional conservation strategies; People's participation in Conservation-Participatory Forest Management (PFM), Community reserve and People's Biodiversity Register (PBR). Biodiversity Management Committee (BMC).
4. Wildlife values and eco-tourism, wildlife distribution in India, problems in wildlife protection-Policies and programmes.

Practicals

1. Mark location of different biomes on world map and write their characteristics.
2. Mark important Sanctuaries and National Parks of Rajasthan on map and write details of any two.
3. Mark major Ecozones of India on map of India. Visit a desert/grass land /rain forest and submit write up.
4. Soil texture using micrometry from two different sites.
5. Determination of moisture content of soil.
6. Determination of soil pH from at least three different locations and correlate it with the soil type.
7. Analysis of soil composition: Chloride, Calcium, Magnesium, Potassium and Phosphorous.
8. Estimation of sulphates in soil.
9. Estimation of fluoride in soil.
10. Measurement of water quality based on Acidity, Alkalinity, Dissolved oxygen and Free CO₂ in water sample.
11. Study the abiotic components i.e. pH, turbidity, temperature and light intensity of water in a pond ecosystem.
12. To study the biotic components of pond ecosystem.
13. Estimation of primary productivity in two different aquatic ecosystems and interpretation of the results.
14. Compare the results of Dark and Light bottle method and Chlorophyll method.
15. Identification of trophic levels from gut analysis (Fish or insect).
16. Study the ecology of Aravali Hill around the Arboretum in Jaipur.
17. Find out density of Gerbils/ Fish by Mark and recapture method (Lincoln index).


 Dy. Registrar (Academic-I)
 University of Rajasthan
 Jaipur

18. Find out density of Monkeys/any domestic animal in an area using Line transect method.
19. Study the local plant species around your residence/University campus.
20. Study of biodiversity in Forest/Grass land and Pond/River and report the species richness, abundance and animal interactions. Calculate frequency, abundance, evenness and diversity indices. (This can be done as part of the three / four day field study compulsory for this elective).
21. Visit to Institutions engaged in environment /conservation research; a sanctuary/national park. Report the study conducted and submit a write up/ print out giving the dates, methodology, results and references. Include photographs of the activity.

Recommended Books

1. The Atmosphere. Lutgens, F.K. and Tarbuek, J.E. 1992. Prentice Hall, New Jersey
2. Ecology, Individuals, Populations and Communities. Begon. M., J.I., Harper and C. R. Townsend. Science. Oxford.
3. Ecological Concepts. Cherrett, J. M. Blackwell Sci. Publications. Oxford U. K.
4. Population Biology. Elseth. B. D. and K. M. Baumgartner. Van Nostrand Co., New York.
5. Fundamentals of ecological modeling. Jorgensen, S. E., & Bendoricchio, G. (Vol. 21). Elsevier.
6. Ecological Census Techniques-A Handbook (2nd Edition). William J. Sutherland. Edited by William J. Sutherland.
7. Ecological Methods. IV th Edition, Southwood, T. R. E., Dr. Peter A. Henderson. Wiley-Blackwell.
8. Ecological Methodology. IInd Edition Charles J. Krebs.
9. Edward J. Concepts of Ecology. (4 Ed.). Kormondy.
10. Freshwater Ecology: Principles and Applications. Michael Jeffries and Derek Mills. John Wiley.
11. Fundamentals of Ecology. Odum E.P. and Barrett, G. W. (2005). Thomson Asia Pvt. Ltd. Singapore.
12. Climate change: past, present and future. Mathur, U. B. Geological Society of Bangalore 2010.
13. Coastal Ecosystem Processes. Alongi, D. M. 1998. CRC Press, New York.
14. Ecology: Principles and Applications. Chapman, J.L. and Reiss, M.J. 2005. Cambridge University Press, London.
15. Land Mosaics: The Ecology of Landscapes and Regions. Forman, R.T. 1995. Cambridge Univ. Press, Cambridge, UK.

Raj / Vas

Dy. Registrar (Academic-I)
University of Rajasthan
Jaipur

16. Landscape Ecology. Forman, R.T.T. and Godron, M. 1986. John Wiley & Sons, New York.
17. Ecology: The Experimental Analysis of Distribution and Abundance. (6th edn.). Krebs, C.J. 2008. Benjamin Cummings Publ., USA.
18. An Advanced Textbook on Biodiversity: Principles and practice. Krishnamurthy, K.V. 2004. Oxford and IBH. Publ. Co. New Delhi.
19. Encyclopedia of Biodiversity. Levin, S. A. 2000. (Ed.). Academic Press.
20. Essentials of Conservation Biology. Primack, R.B. 1998. Sinauer Associates.
21. Conservation Biology. Pullin, A.S. 2002. Cambridge University Press, UK.
22. Essentials of Ecology and Environmental Science. Rana, S.V.S. 2005. Prentice Hall of India, NewDelhi.
23. Ecology, Environment, and Resource Conservation. Singh, J. S., Singh, S. P. and Gupta, S. R. 2006. Anamaya Publ., New Delhi.
24. Elements of Ecology. (6th edn.). Smith, T.M. and Smith, R.L. 2006. Pearson. New Delhi.
25. Conservation Biology. Soule, M.E. 1986. (Ed.). Sinauer Associates, New York.
26. The Living Landscape: An Ecological Approach to Landscape Planning, 2nd Edition. Steiner, F. 1999. McGraw Hill, Inc., New York.

ZOL 312D: PRACTICAL-VI
Scheme for Practical Examination
 (Based on ZOL 3D01, ZOL 3D02 and ZOL 3D03)

Max Marks: 100

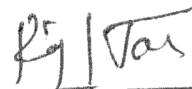
Time: 6 hrs

Max Marks 100

Time 6 hrs

1. Exercise 1	20
2. Exercise 2	16
3. Exercise 3	10
4. Spotting (8 × 3)	24
5. Seminar	10
6. Viva Voce	10
7. Record	10

Note: It should be ensured that animals used in the practical exercises are not covered under the Wildlife act 1972 and amendments made subsequently.


 Dy. Registrar (Academic-I)
 University of Rajasthan
 Jaipur

M.Sc. ZOOLOGY III SEMESTER
ELECTIVE GROUP E (SPECIAL PAPER)
ZOL 3 E01: REPRODUCTIVE BIOLOGY
ENDOCRINE GLANDS AND HORMONES

Max. Marks: 100

Total Hours: 60

UNIT-I

Endocrine glands: An overview, basic concepts of endocrinology

Vertebrate endocrine glands: Study of the major endocrine glands of vertebrate. Structure, secretions and physiology (With the special emphasis on the role in reproduction):

1. The pituitary gland
2. Thyroid
3. Parathyroid
4. Adrenal
5. Pineal
6. Pancreas
7. Gastrointestinal tract

UNIT-II

Hormones:

1. Classification and characteristics of hormones
2. Chemical nature of hormones
3. Hormonal regulation
4. Feedback mechanism.

Steroid hormones:

1. Structure and nomenclature
2. Steroidogenesis.

UNIT-III

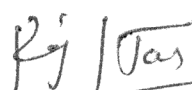
Hormone actions:

1. Transportation of hormones
2. Receptors and target cells
3. Mechanism of action of hormones.

Prostaglandins: Chemistry, mechanism of action and their role in reproduction.

Pheromones:

1. Mammalian and insect pheromones
2. Applications of pheromones
3. Fertility control in insects
4. Induced spawning in fishes and amphibians.


 Dy. Registrar (Academic-I)
 University of Rajasthan
 Jaipur

UNIT-IV**Invertebrate endocrine glands:**

Anatomy and physiology of the endocrine and neuroendocrine structures of

1. Annelids
2. Arthropods
3. Mollusca (with special reference to their role in reproduction)

**M.Sc. ZOOLOGY III SEMESTER
ELECTIVE GROUP E (SPECIAL PAPER)
ZOL 3E02: REPRODUCTIVE BIOLOGY
MALE AND FEMALE REPRODUCTIVE SYSTEMS**

Max. Marks: 100

Total Hours: 60

UNIT-I**The female reproductive system:**

1. Comparative anatomy and physiology of the mammalian and sub mammalian ovary and ductal system.
2. Follicular growth, kinetics and atresia.
3. Mechanism of ovulation, ovarian hormones, two cell theory of estrogen biosynthesis.
4. Autocrine, paracrine and endocrine regulation of ovarian functions.

UNIT-II**The male reproductive system:**


1. Comparative anatomy and physiology of the mammalian and sub mammalian testis.
2. Functional organization of testis, spermatogenic cycle.
3. Testicular androgens, autocrine, paracrine, and endocrine regulation of testicular functions.
4. Epididymis and the sex accessory glands, semen and its biochemistry.

UNIT-III**Regulation of reproduction:**

1. Hypothalamus and its neurosecretory centres: Structure of neurosecretory cells, the hypothalamic principles: synthesis, storage, release and chemistry.
2. The phenomenon of neuroendocrine integration and the hypothalamo-hypophyseal gonadal axis.

UNIT-IV**Biology of Sex-determination and Sex differentiation:**

1. Development of gonads
2. Development of genital ducts and accessory organs
3. Development of external genitalia.
4. Sex determination in mammals.


Dy. Registrar (Academic-I)
University of Rajasthan
Jaipur

M.Sc. ZOOLOGY III SEMESTER
ELECTIVE GROUP E (SPECIAL PAPER)
ZOL 3 E03: REPRODUCTIVE BIOLOGY
BIOLOGY OF GAMETES, REPRODUCTIVE CYCLES AND
BEHAVIOUR

Max. Marks: 100

Total Hours: 60

UNIT -I

Biology of spermatozoa and ovum:

1. Structure, development and function of spermatozoa and ovum.
2. Hormonal regulation of reproductive behaviour.

UNIT-II

Breeding seasons and reproductive cycles and their hormonal regulation (Brief account):

1. Breeding seasons in vertebrates
2. Types of reproductive cycles
3. Estrous cycle
4. Menstrual cycle

UNIT-III

Puberty, adolescence and menopause:

1. Onset of puberty
2. Hormonal control of onset of puberty
3. Precocious and delayed puberty
4. Menopause and climacteric


UNIT-IV

Impact of aging on male and female reproduction:

1. Andropause
2. Menopause
3. Hormone replacement therapy

Practicals

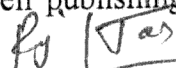
1. Location and identification of various endocrine glands in rodents
2. Anatomy of male reproductive systems.
3. Anatomy of female reproductive systems
4. Microtomy: Histology of male and female genital organs and endocrine glands in normal and pathological conditions
5. Staining of permanent slides of endocrine glands
6. Morphometry of spermatozoa
7. Study of the permanent histological slides-mammalian and sub mammalian
8. Monitoring of vaginal smear.
9. Permanent slide preparation of vaginal smear
10. Sperm density & sperm motility
11. Eosin - Nigrosin stain for live & dead spermatozoa


 Dy. Registrar (Academic-I)
 University of Rajasthan
 Jaipur

Note: It should be ensured that animals used in the practical exercises are not covered under the Wildlife Act 1972 and amendments made subsequently.

Recommended Books

1. Biology of Gestation. Assali, N. S. (ed.) Vol. I and II Academic Press, New York.
2. An Introduction to General and Comparative Endocrinology by Barrington: E. J. W. Clarendon Press, Oxford, 1963
3. Delayed Implantation Enders, N.C. University of Chicago Press, Chicago, 1963.
4. A Text Book of comparative Endocrinology. Gorbman, A and Bern, H. A. John Wiley and Sons Inc., New York, 1962. (Indian reprint, Wiley Eastern Pvt. Ltd., New Delhi, 1974).
5. Biology of ovarian follicles in Mammals. Guraya, S. S., Springer Verlag, Berlin.
6. Encyclopedia of Reproduction. Vol. I to IV. Knobil E. and Neill J.D. Academic Press, New York, 1998.
7. Reproductive Physiology. Nalbandov. A. S, W H. Freeman and Co., New York, 1964. (Indian Reprint), D. B. Taraporevala, Sons and Co. Ltd., Bombay, 1970.
8. Andrology Male Reproductive Health and Dysfunction. Nieschlag F. and Behre H.M Springer-Verlag, Berlin-2001
9. Hormones. Norman AW. and Litwack G. Academic Press, New-York, 1997.
10. Marshall's Physiology of Reproduction Parkes. A. S. Vols. 1; Part 1 (1956) and 2 (1960) 3 (1952) and 4 (1966) Longmans, Green and Co., London. .
11. Biology of Human Reproduction. Pinon, Jr. R. University Science Books, California, 2002.
12. The Mammary gland and its Secretion Vol. 1 and II by S. K. Kon and A. T. Cowie. Academic Press, New York.
13. General Endocrinology. Turner, C.D., W B. Saunders and Co., Philadelphia (Tappan International. Edition, Tappan Co. (Singapore) Pvt. Ltd., New Delhi, 1974).
14. Williams Textbook of Endocrinology. Shlomo Melmed, Kenneth Polonsky and P. Reed Larsen ed., SAUNDERS,2007
15. Vertebrate Endocrinology, Norris D.O.
16. Comparative Vertebrate Endocrinology, Benttey P.
17. Human Physiology (Vol. II), C.C. Chatterjee.
18. Sex and Internal Secretions Vols. I and II., Young, W. C.: Baltimore, Williams & Wilkins, 1961.
19. Knobil and Neill's physiology of reproduction, Vol. I and II, Ernst Knobil, Jimmy D. Neill Academic Press, 2006.
20. Yen & Jaffe's Reproductive Endocrinology Jerome Strauss and Robert Barbieri Elsevier 2009.
21. Comparative Reproductive Biology Reviewed. Ali Honaramooz, Blackwell Publishing House, Ames, Iowa, USA, 2007.
22. Molecular Mechanisms in spermatogenesis, Volume 636. C. Yan Cheng, Springer, USA 2008.
23. Essential Reproduction. M. H. Johnson, Barry J. Everitt Blackwell publishing ,USA 2007.


 Dy. Registrar (Academic-I)
 University of Rajasthan
 Jaipur

ZOL 312E: PRACTICAL-VI
Scheme for Practical Examination
(Based on ZOL 3E01, ZOL 3E02 and 3E03)

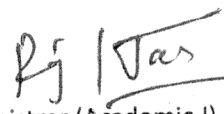
Max. Marks: 100

Time: 6 hrs

1. Exercise	16
2. Exercise	16
3. Exercise	16
4. Spotting (8 × 3)	24
5. Seminar	09
6. Viva Voce	10
7. Record	09

Note:

1. With reference to anatomy and study of museum specimens, candidates must be well versed in the study of various systems with the help of dissections/ charts/models/CD- ROMs, multimedia computer based simulations including computer assisted learning (CAL) and other softwares.
2. It should be ensured that animals used in the practical exercises are not covered under the Wildlife act 1972 and amendments made subsequently.


Dy. Registrar (Academic-I)
University of Rajasthan
Jaipur

M.Sc. ZOOLOGY IV SEMESTER (2020-21)
CORE PAPER
ZOL: C401: ECOLOGY

Max. Marks: 100

Total Hours: 60

UNIT-I**Ecosystem: Structure and function:**

1. Types of ecosystem
2. Basic structure of ecosystem
3. Physical, chemical & genetic structure of ecosystem
4. Function of ecosystem
5. Energy flow within the ecosystem & Y-shaped mode of energy flow.
6. Productivity.
7. Food chain and trophic levels.
8. Ecological efficiencies.
9. Ecological pyramids.
10. Ecological niche
11. Homeostasis and stability of ecosystem

UNIT-II**Fragile Ecosystems**

1. Coral reef ecosystem
2. Mangroves
3. Wetlands
4. Antarctic ecosystem
5. Arctic ecosystem
6. Mountain environment

Population Ecology:

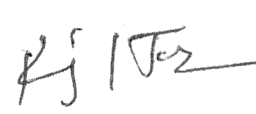
1. Population density, natality, mortality and age distribution
2. Biotic potential of population
3. Growth forms and concept of carrying capacity of population
4. Population dispersal
5. Regulation of population

Unit III**Environmental factors**

1. Law of minimum (Leibig's Law)
2. Law of tolerance (Shelford's Law)
3. Combined concept of limiting factors
4. Physiological environment as limiting factor
5. Light, humidity, temperature, fire, atmosphere gases, current and pressure

Species interactions

1. Biotic environmental factors
2. Competitive Exclusion principle
3. Interspecific and intraspecific interactions.


 Dy. Registrar (Academic-I)
 University of Rajasthan
 Jaipur

UNIT-IV

Concept of community:

1. Characters and classification of community
2. Community periodism
3. Community stratification, succession & climax
4. Community boundary: Ecotone and edge effects.

Biogeochemical and nutrient cycles:

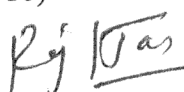
1. Nitrogen cycle
2. Carbon cycle
3. Phosphorus cycle
4. Sulfur cycle

Practicals

1. Estimation of alkalinity, acidity, dissolved oxygen, chloride in water samples.
2. Estimation of nitrogen and phosphorous estimation in soil.
3. Listing of animals around your home/department & comments upon them.
4. Microbial analysis in soil/air/water.
5. Limnological study of a local water body submission of written report.
6. Estimation of population density belt and Quadrates method, Line transect method.

Recommended Books

1. Ecology, Individuals, Populations and Communities. Begon. M., J.I., Harper and C.R. Townsend, Blackwell Science. Oxford U.
2. Ecological concepts. Cherrett, J.M. Blackwell Sci. Publi. Oxford U.K.
3. Population Biology. Elseth. B.D. and K.M. Baumgartner. Van Nostrand Co., New York
4. Fundamentals of ecological modeling. Jorgenson. SE. Elsevier. New "
5. A New Ecology - Systems Perspective Sven Erik Jørgensen, Brian Fath, Simone Bastianoni, Joao Marques, Felix Muller, S. Nors Nielsen, Bernard Patten, Enzo Tiezzi and Robert Ulanowicz Elsevier May 2007
6. Ecological Census Techniques - A Handbook Edited by William J. Sutherland CUP August 2006
7. The Life of Mammals (Life of Mammals) by David Attenborough
8. Fundamentals of Ecology by Eugene Odum, Gary W. Barrett, Hardcover: 624 pages, Brooks Cole
9. The Science of Ecology by Richard Brewer, Hardcover: 816 pages, Publisher: Brooks Cole
10. Applied Ecology and Environmental Management (2ND 00) Edward I. Newman (Paperback | ISBN10: 0632042656; ISBN13: 9780632042654)
11. Applied Ecology and Natural Resource Management (03) Guy R. McPherson and Stephen DeStefano | ISBN10: 051105811X; ISBN13: 9780511058110)
12. Essentials of Ecology C Townsend, M Begon, J L Harper


 Dy. Registrar (Academic-I)
 University of Rajasthan
 Jaipur

13. Essential Environmental Studies. Misra, S P and Pandey S. N. 2009. Ane Books Pvt. Ltd.
14. Field Biology and Ecology. Benton, A.H. and Werner, W.E. 1976. Tata McGraw Hill, New Delhi.
15. Fundamentals of Ecology. Odum, E P. 1996. W.B Saunders College Publishing, Philadelphia.
16. Essentials of Ecology and Environmental Science (4th edn.). Rana, S.V.S. 2009. PHI learning Pvt. Ltd., New Delhi.
17. Ecology and Environmental Biology. P.D. Sharma. Rastogi publication, Meerut.

**M.Sc. ZOOLOGY IV SEMESTER
CORE PAPER
ZOL C402: ETHOLOGY**

Max. Marks: 100

Total Hours: 60

UNIT-I

Scientists and their works: Konrad Lorenz, Niko Tinbergen, Karl Von Frisch, Skinner BF and Harlow Harry, Richard Dawkins, EO Wilson, Desmond Morris.

Concepts of Ethology (SS, FAP, ASE, IRM), Flush Toilet model; Genes and behaviour; Evolution of behaviour.

UNIT-II

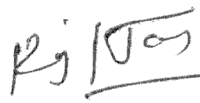
Neuroethology:

1. Methods of studying brain and behaviour: Neuroanatomical, neurophysiological and neurochemical.
2. Mammalian brain and behaviour, Limbic system and hypothalamus.
3. Behavioural studies in invertebrates.

UNIT-III

Social behaviour:

1. Properties and advantages of social grouping, social group of monkeys.
2. Sociobiology-Darwinian fitness, individual fitness, kin selection, group selection.
Co-operation, reciprocation, altruism, reciprocal altruism, proximate and ultimate causations
3. Territorial behaviours: home range, territory, core area
4. Aggressive behaviour: Types & causes of aggression, neural and hormonal control.


 Dy. Registrar (Academic-I)
 University of Rajasthan
 Jaipur

UNIT-IV


1. Feeding and sexual strategies in animals.
2. Courtship and mating behaviour in animals
3. Parental care in animals.
4. Communication in animals: auditory, tactile, visual and chemical.
5. Learning introduction and definition, types of learning, Habituation, trial and error, conditioning, cognition and imprinting.
6. Short and long term memory, neural mechanism of learning.

Practicals

1. Learning by trial and error in animals using maze and jumping box.
2. Study of movement of fish in aquarium.
3. Food preference in *Tribolium*.
4. Pheromones in Earthworms.
5. Study of exploratory behaviour of rats/mice.
6. Study of grooming, rearing and locomotory behaviour of rats/mice.
7. Nest building behaviour in anyone species of animal (Insects, spiders, fishes, birds and mammals)
8. Reproductive behaviour in anyone species of animal

Recommended Books

1. Animal behaviour: A synthesis of ethology and comparative psychology. Hinde. R.A. McGraw-Hill. New York.
2. The Life of Mammals, Life of Mammals, by David Attenborough
3. Animal Behaviour — An evolutionary approach, Alcock, John . Sinauer Associates. Animal Behaviour, Barnard, C.J. Croom Helm, London..
4. Modern Ethology, Barnett, S.A. .
5. Ethology: The biological study of Animal Behavior Chauvin, Remy, International Univ. Press).
6. Quantitative Ethology. John. Wiley & Sons. Colgan, Patric W.
7. Introduction to Ethology, Immelman, C.
8. An Introduction to animal behaviour. Manning, Aubrey. Edward Arnold Publ., London.
9. An introduction to animal behaviour. Manning, Aubrey. Addison-Wesley Publ.Co.
10. Essentials of animal behaviour. Slater, P.J.B. Cambridge Univ. Press.
11. The ecology and evolution of animal behavior. Wallace, Robert A. (Goodyear Publ. Co. Inc.). 284 pages.
12. The Science of Ecology by Richard Brewer, Publisher: Brooks Cole
13. Applied Ecology and Environmental Management, Edward I. Newman
14. Applied Ecology and Natural Resource Management Guly R. McPherson and Stephen De Stefano, Cambridge University.
15. Animal Behaviour, Reena Mathur Rastogi Publication


 Dy. Registrar (Academic-I)
 University of Rajasthan
 Jaipur

**M.Sc. ZOOLOGY IV SEMESTER
CORE PAPER
ZOL C403: TOOLS AND TECHNIQUES**

Max. Marks: 100

Total Hours: 60

UNIT-I**Principle, construction and applications of Microscopy**

1. Light Microscopy.
2. Bright field and Dark field Microscopy.
3. Phase contrast Microscopy.
4. Fluorescence Microscopy.
5. Electron Microscopy (TEM & SEM).
6. Confocal and Atomic Force Microscopy.
7. Micrometry.

UNIT-II**Separation Techniques****Centrifugation:**

1. Basic principles of sedimentation
2. Types of centrifuges
3. Analytical and preparative centrifugation
4. Differential and density gradient centrifugation

Chromatography:

1. Paper chromatography
2. Thin layer chromatography
3. Ion exchange chromatography
4. Gel permeation chromatography
5. Affinity chromatography
6. Gas chromatography
7. High pressure liquid chromatography (HPLC)

Electrophoresis:

1. Paper electrophoresis
2. Polyacrylamide gel electrophoresis (PAGE) and SDS-PAGE
3. Agarose gel electrophoresis
4. Two Dimensional electrophoresis and Isoelectric focusing
5. Pulse field electrophoresis, Capillary electrophoresis
6. Immunoelectrophoresis
7. Blotting techniques (Southern and Western)
8. DNA sequencing
9. Polymerase Chain Reaction (PCR)

Raj / Jas

Dy. Registrar (Academic-I)
University of Rajasthan
Jaipur

UNIT-III

1. Principle and applications of colorimetry and spectrophotometry; UV-VIS Spectrophotometer.
2. Spectroscopy: Flame emission spectroscopy, Atomic absorption spectroscopy, Nuclear Magnetic Resonance spectroscopy (NMR).
3. Dosimetry, Ionization chamber, GM counter, Solid and liquid scintillation counters
4. Radioisotopes- types, characteristics and uses, Autoradiography.

UNIT-IV**Histological techniques:**

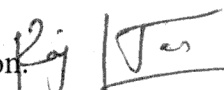
1. Principles of tissue fixation, factors affecting tissue fixation.
2. Chemical basis of fixation by Formaldehyde, Glutaraldehyde, Chromium salts,
3. Mercury salts, Osmium salts, Alcohol and Acetone.
4. Theory and practice of Microtomy.
5. Staining of carbohydrates, proteins, lipids and nucleic acids.

Animal tissue culture techniques:

1. Design of animal tissue culture laboratory and essential instruments required in tissue culture.
2. Sterilization of materials to be used for tissue culture.
3. Culture media, preparation and essential components.
4. Types of tissue culture, organ and organotypic cultures.
5. Primary culture and the establishment of cell lines.
6. Characterization of cell lines.
7. Cell proliferation measurements and cell viability tests.
8. Cryopreservation and retrieval of cells from frozen storage.

Practicals

1. Experiments using Fluorescence microscope and Phase contrast Microscope.
2. Measurement of cell size using micrometry.
3. Preparation of samples using different centrifuges.
4. Use of Spectrophotometer for measuring the optical density of different biological samples.
5. Separation of free sugars/amino acids from different samples by paper chromatography.
6. Separation of neutral lipids/ amino acids by Thin Layer Chromatography.
7. Separation of molecules by Ion exchange/ Gel permeation/ Affinity Chromatography (Demonstration).
8. Study the working of (a) Gas Liquid Chromatography (b) HPLC (Demonstration).
9. Separation of protein samples by PAGE/SDS-PAGE (Demonstration).
10. Isolation of Genomic DNA from blood or any other sample.
11. Study the working of PCR (Demonstration).
12. Agarose gel electrophoresis of DNA.
13. Study of DNA digestion using restriction enzymes and their separation.


 Dy. Registrar (Academic-I)
 University of Rajasthan
 Jaipur

14. Visit to animal tissue culture laboratory (Report to be submitted).
 15. Viable cell counting with hemocytometer (Dye exclusion method).
 16. MTT and XTT Assay.
 17. Fixing, dehydrating, embedding, section-cutting, staining and mounting of different tissues.
 - Candidates are expected to prepare a record of practical works
 - Twenty five (25) slides of serial sections and five (5) tissue blocks shall be submitted at the time of practical examination.
- Note: It should be ensured that animals used in the practical exercises are not covered under the Wildlife act 1972 and amendments made subsequently.

Recommended Books

1. Principle and Techniques of Practical Biochemistry; Wilson & Keith. Cambridge publications.
2. Biotechniques: Theory and Practice; SVS Rana. Rasthogi publications, Meerut.
3. Principles and Practice of Animal Tissue Culture; Sudha Gangal. Universities Press, Hyderabad.
4. Physical Biochemistry; David Freifelder. Freeman publications
5. Instrumental Methods of Chemical Analysis. G.R. Chatwal and S.K. Anand. Himalaya Publishing House
6. Theory and Practice of Histological Techniques. John D Bancroft and Marilyn Gamble. Churchill Livingstone Elsevier.
7. Culture of Animal Cells- A Manual of Basic Techniques and Specialized Applications. R. Ian Freshney. Wiely- Black Well.

ZOL 411: PRACTICAL-VII

(Based on ZOL C401/ ZOL C402/ ZOL C403)

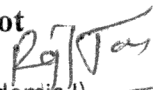
Scheme for Practical Examination

Max. Marks: 100

Time: 6 hrs

1. Exercise (Core 1)	16
2. Exercise (Core 2)	15
3. Exercise (Core3)	15
4. Spotting (8 × 3)	24
5. Seminar	10
6. Viva Voce	10
7. Record	10

Note: It should be ensured that animals used in the practical exercises are not covered under the Wildlife act 1972 and amendments made subsequently.


 Dy. Registrar (Academic-I)
 University of Rajasthan
 Jaipur

**M.Sc. ZOOLOGY IV SEMESTER
ELECTIVE GROUP A (SPECIAL PAPER)
ZOL 4 A01: CANCER & RADIATION BIOLOGY
NATURE & TYPES OF CANCER**

Max. Marks: 100

Total Hours: 60

UNIT-I**Cancer epidemiology:**

1. Definitions of cancer.
2. Global aspects of cancer.
3. Cancer problem in India.
4. Geographic and environmental risk factors (risk factors for cancer, tobacco, alcohol, physical factors, occupational exposure, and environmental carcinogens).
5. Cancer of different age groups and sex.
6. Nutrition and food.

UNIT-II**Classification of tumors:**


1. Benign and malignant.
2. Carcinoma and sarcoma.
3. Leukemia and lymphoma.
4. Epithelial and non-epithelial tumors.
5. Specialized tumors-Mixed salivary gland tumors; uterine carcinosarcoma, oesophageal carcinosarcoma, teratocarcinoma.

UNIT-III**Characteristics of tumors:**

1. General properties of cancer cells.
2. Staging and grading.
3. Clinical gross and microscopic features.
4. Rate of tumor growth.
5. Local invasion and angiogenesis.

UNIT-IV**Common types of cancer (signs, symptoms, prevention and treatment):**

1. Oral cancer.
2. Stomach cancer.
3. Liver cancer.
4. Lung cancer.
5. Prostate cancer.
6. Skin cancer.
7. Breast cancer.
8. Gynecological cancers.
9. Blood cancer.


 Dy. Registrar (Academic-I)
 University of Rajasthan
 Jaipur

**M.Sc. ZOOLOGY IV SEMESTER
ELECTIVE GROUP A (SPECIAL PAPER)
ZOL 4 A02: CANCER & RADIATION BIOLOGY
BIOCHEMISTRY AND GENETICS OF CANCER**

Max. Marks: 100

Total Hours: 60

UNIT-I

Properties of Cancer Cells:

1. Biochemical characteristics of cancer cells.
2. Biochemical mechanisms for activation of proto-oncogenes to oncogenes.
3. Metastasis.

UNIT-II

Oncogenes and tumor suppressor genes:

1. Growth promoting oncogenes.
2. Growth suppressing anti-oncogenes.
3. Viral oncogenes.
4. Tumor suppressor genes (P^{RB} , P^{53} and P^{APC}).

UNIT-III

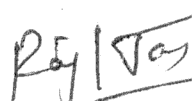
Cancer genetics:

1. Inherited cancer genes.
2. Heredity and cancer.
3. Mutator genes and cancer.
4. Genomic integrity and cancer.

UNIT-IV

Causation of cancer:

1. Chemical carcinogenesis.
2. Radiation carcinogenesis.
3. Viral carcinogenesis.
4. Hormones and cancer.


Dy. Registrar (Academic-I)
University of Rajasthan
Jaipur

**M.Sc. ZOOLOGY IV SEMESTER
ELECTIVE GROUP A (SPECIAL PAPER)
ZOL 4A03: CANCER & RADIATION BIOLOGY
TUMOR IMMUNOLOGY AND TREATMENT**

Max. Marks: 100

Total Hours: 60

UNIT -I**Apoptosis and cancer:**

1. Cell death, Apoptosis and Necrosis.
2. Caspases.
3. BCl₂ family proteins.
4. Extrinsic and Intrinsic mitochondrial pathway.
5. Inhibitors of apoptotic protein.
6. Role of apoptosis in cancer.

UNIT-II**Diagnosis and prevention of cancer:**

1. Tumor markers.
2. Histological and cytological methods.
3. Histochemistry and cytochemistry methods.
4. Immunohistochemistry and biochemical assays.
5. Electron microscopy.
6. Modern aids in tumor diagnosis.
7. Prevention of cancer- Primary, Secondary; Chemoprevention and its Mechanism

UNIT- III**Tumor immunology:**

1. Immune suppression and role of immune surveillance in growth of tumors.
2. Tumor specific antigens and immune response.
3. Modulation of immune response and immunotherapy,
4. Cancer vaccines.

UNIT- IV**Treatment of cancer:**

1. Surgery.
2. Radiation therapy.
3. Chemotherapy.
4. Hormone therapy.
5. Immune therapy.
6. Hyperthermia.
7. Gene therapy.
8. Other treatment methods (cryosurgery, laser therapy, photodynamic therapy, hyperthermia)

Raj Tar
Dy. Registrar (Academic-I)
University of Rajasthan
Jaipur

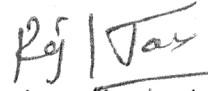
Practicals

1. Sarcomas, Carcinomas, Leukemias, teratocarcinomas.
2. Tumor induction.
3. Skin carcinogenesis in mice.
4. Cervical carcinogenesis in mice.
5. Short term carcinogenicity tests.
6. Chromosomal aberrations.
7. Micronucleus test.
8. Radiation therapy of transplantable tumors.
9. Tumor transplantation.
10. Chemoprevention of chemical carcinogenesis.
11. Morphological, histopathological and biochemical studies of various cancerous tissues.
12. Study of Pre-cancerous and cancerous lesions of oral cancer, breast cancer, cervix cancer, prostate cancer etc.
13. Visit to Radiotherapy Department, S. M. S. Medical College, Jaipur; Sri Bhagwan Mahaveer Cancer Hospital, Jaipur and Tata Memorial Cancer Hospital, Mumbai.

Note: It should be ensured that animals used in the practical exercises are not covered under the Wildlife Act 1972 and amendments made subsequently.

Recommended Books

1. Who runs the risk of cancer. A. Ramesha Rao. Shipra publication.
2. Targeted Therapies in Cancer, Craig A. Almeida, Publisher: Springer.
3. Cancer, Publisher: Craig A. Almeida, Oxford University Press, USA.
4. Cancer Prevention, Devita VT, Heilmos, Rosensley, S. A. J. B. Lippincott.
5. Pathology of Diseases, S. Lotran, V. Kumar, T. Collins. Robbins.
6. The Basic science of oncology. Tannode, I F and Richard P. Th. II MacGraw, Hill.
7. Basic pathology. Vinay Kumar, Ramzi, S. Contran and Stanley L. Robbins. Thomson press Ltd. NOIDA, 1999.
8. Principles of metastases. Weiss, L. Academic press.
9. Principles of Cancer Biology. Lewis J. Kleinsmith, Publisher: Benjamin Cummings.
10. The biology of Cancer, Robert A. Weinberg, Publisher: Garland Science.
11. Lauren Pecorino, Cellular and Molecular Biology of Cancer, Publisher: Oxford University Press, USA.
12. Lauren Pecorino, Molecular Biology of Cancer: Mechanisms, Targets, and Therapeutics. Published May 1st 2005 by Oxford University Press, USA (first published 2005).


 Dy. Registrar (Academic-I)
 University of Rajasthan
 Jaipur


13. Biology of Cancer, Randall W. Phillis, Publisher: Benjamin Cummings.
14. Cancer of System Biology, Randall W. Phillis, Publisher: CRC Press
15. The Biology and Treatment of Cancer, Arthur B. Pardee, Publisher: Wiley – Blackwell.
16. Cancer Systems Biology, Edwin Wang, May 4, 2010 by CRC Press.
17. Introduction to Cancer Biology, Robin Hesketh, University of Cambridge. January 2013.
18. The Biology of Cancer Paperback –Robert A. Weinberg, Garland Science; 1 Pck Pap/ edition.

ZOL 412A: PRACTICAL-VIII
Scheme for Practical Examination
 (Based on ZOL 4A01, ZOL 4A02 and ZOL 4A03)

Max Marks: 100

Time: 6 hrs

1. Exercise 1	20
1. Exercise 2	16
3 Exercise 3	10
4. Spotting (8 × 3)	24
5. Seminar	10
6. Viva Voce	10
7. Record	10


 Dy. Registrar (Academic-I)
 University of Rajasthan
 Jaipur

**M.Sc. ZOOLOGY IV SEMESTER
ELECTIVE GROUP B (SPECIAL PAPER)
ZOL 4B01: CELL AND MOLECULAR BIOLOGY
BASIC IMMUNOLOGY**

Max. Marks: 100

Total Hours: 60

UNIT-I

Molecular immunology:

1. Innate (non-specific) immunity
 - (i) Anatomic barriers.
 - (ii) Physiological barriers.
 - (iii) Chemical mediators
 - (iv) Phagocytic / endocytic barriers
 - (v) Inflammatory barriers
2. Adaptive (specific) immunity (brief idea).

Cells and organs of immune system:

1. Haematopoiesis
 - (i) B-Lymphocytes, T-lymphocytes and Null cells.
 - (ii) Mononuclear cells (antimicrobial and cytotoxic activities, secretion of factors).
 - (iii) Granulocytic cells (Neutrophils, Eosinophils and Basophils).
 - (iv) Mast cells.
 - (v) Dendritic cells and Langerhans cells.
 - (vi) Haematopoiesis growth factors, Genes involved in haematopoiesis.
2. Organs of immune system
 - (i) Primary lymphoid organs (Thymus and bone marrow) & Thymic education.
 - (ii) Secondary lymphoid organs (Lymph nodes, spleen, mucosal associated lymphoid tissue and cutaneous associated lymphoid tissue, tonsils and Peyer's patches).
 - (iii) Lymphatic system.

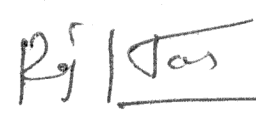
UNIT-II

Lymphocyte development:

1. T-cell lineage
2. B-cell lineage

Immune response:

1. Phases of Immune response
 - (i) Cognitive.
 - (ii) Activation.
 - (iii) Effector.
 - (iv) Clonal selection hypothesis.
2. Humoral and cell-mediated immune responses (CMI)


 Dy. Registrar (Academic-I)
 University of Rajasthan
 Jaipur

- (i) Recognition of antigen by B-and T-lymphocytes and antigen presenting cell.
- (ii) Clonal selection of lymphocytes
- 3. Cellular interactions required for generation of immune responses
 - (i) Activation and proliferation of B and T cells.
 - (ii) Generation of humoral immune responses.
 - (iii) Generation of CMI and cell mediated cytotoxicity.

UNIT-III

Antigens:

1. Immunogenicity versus antigenicity
2. Factors that influence immunogenicity
 - (i) Contribution of immunogens (foreignness, molecular size, chemical composition and heterogeneity, susceptibility to antigen processing and presentation).
 - (ii) Haptens and epitopes.
 - (iii) Immunogen dosage and route of administration and adjuvants.
3. Structural aspects of biologic antigens.

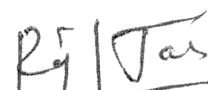
Immunoglobulins Structure and Function:

1. Molecular structure of Ig
2. Immunoglobulin classes (IgG, IgM, IgE, IgA and IgD) and their biological activities.
3. Immunoglobulin - mediated effector functions (Opsonization, activation of complement, antibody dependent cell-mediated cytotoxicity, neutralization).
4. Antigenic determinants on immunoglobulin (isotype, allotype and idiotype).

UNIT-IV

Organization and Expression of Ig Genes:

1. Genetic model compatible with Ig structure.
 - (i) Germ line and somatic variation models.
 - (ii) Two gene model of Dryer and Bennett.
 - (iii) Verification of Dryer and Bennett hypothesis.
2. Multigene organization of Ig genes
 - (i) I-chain multigene family.
 - (ii) k-chain multigene family.
 - (iii) Heavy chain multigene family.
3. Variable region gene rearrangement
 - (i) V-J rearrangements in light chain DNA.
 - (ii) V-D-J rearrangements in heavy chain DNA.
4. Mechanism of variable region DNA rearrangement
 - (i) Recombination signal sequences.
 - (ii) Enzymatic joining of gene segments.
 - (iii) Identification of Raf-1 and Raf-2 genes.
 - (iv) Defects in Ig gene rearrangements.


 Dy. Registrar (Academic-I)
 University of Rajasthan
 Jaipur

- (v) Productive and non-productive rearrangement.
- (vi) Allelic exclusions.
- 5. Generation and antibody diversity
 - (i) Multiple germ line VD and J gene segments.
 - (ii) Combinatorial V-J and V-D-J joining.
 - (iii) Junctional flexibility.
 - (iv) P-addition and N-addition.
 - (v) Association of heavy and light chain.
- 6. Class switching among constant region genes, Expression of Ig genes.
 - (i) Differential RNA processing of heavy chain primary transcripts.
 - (ii) Expression of membrane of secreted Ig.
 - (iii) Simultaneous, assembly and secretion of IgM and IgD.
 - (iv) Synthesis, assembly and secretion of Ig.
- 7. Regulation of Ig gene transcription
 - (i) Effect of DNA rearrangement of transcription.
 - (ii) Inhibition of Ig-gene expression in T- cells.
- 8. Antibody genes and antibody engineering
 - (i) Chimeric and hybrid monoclonal antibodies.
 - (ii) Monoclonal antibodies constituted from Ig gene libraries.

**M.Sc. ZOOLOGY IV SEMESTER
ELECTIVE GROUP B (SPECIAL PAPER)
ZOL 4B02: CELL AND MOLECULAR BIOLOGY
IMMUNOLOGY: MOLECULAR EXPRESSION AND
FUNCTION**

Max. Marks: 100

Total Hours: 60


UNIT-I

Monoclonal Antibodies:

1. Formation and selection of hybrid cells
2. Production of monoclonal antibodies
3. Clinical uses of monoclonal antibodies
4. Catalytic monoclonal antibodies (abzymes).

Antigen-antibody Interaction:

1. Antibody affinity and avidity.
2. Cross reactivity.
3. Agglutination reactions.
4. Precipitation reactions.
5. Complement & its regulation; complement fixation test & complement deficiencies.


 Dy. Registrar (Academic-I)
 University of Rajasthan
 Jaipur

UNIT-II**Major Histocompatibility Complex:**

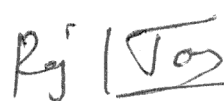
1. General organization and inheritance of MHC.
 - (i) Location and function of MHC.
 - (ii) MHC haplotypes.
2. MHC molecules and genes
 - (i) Structure of class I molecules.
 - (ii) Structure of class II molecules
 - (iii) Organization of class I and II genes.
 - (iv) Peptide binding by MHC molecules.
 - (v) Class III molecules
3. Genomic maps of MHC genes
 - (i) Maps of class I MHC
 - (ii) Maps of class II MHC
 - (iii) Maps of class III MHC
4. Regulation of MHC expression.
5. Human MHC loci.
6. MHC and immune responsiveness.
7. MHC and diseases susceptibility.

Antigen Processing and Presentation

1. Role of antigen presenting cell
 - (i) Early evidence for the necessity of antigen processing.
 - (ii) Cells that function in antigen presentation.
2. Evidence for two processing and presentation pathways.
 - (i) Endogenous antigens. The cytosolic pathways, Peptide generation by proteosomes, Peptide transport from the cytosol to rER, Assembly of peptide with class I MHC molecules.
 - (ii) Exogenous antigens. The endocytic pathway, Peptide generation in endocytic vesicles, Transport of class II MHC molecules to endocytic vesicles, Assembly of peptide with class II MHC molecules.

UNIT-III**Cytokines:**

1. Properties of cytokines.
2. General structure of cytokines.
3. Types of cytokines.
4. Function of cytokines.
5. Cytokines related diseases
 - (i) Bacterial septic shock.
 - (ii) Bacterial toxic shock and similar diseases.
 - (iii) Lymphoid and myeloid cancers.
 - (iv) Chagas disease.


 Dy. Registrar (Academic-I)
 University of Rajasthan
 Jaipur

UNIT-IV**Immune System in Health and Disease:**

1. Immune response to infectious diseases
 - (i) Viral infections, Viral neutralization by humoral antibody, Cell - mediated antiviral mechanism, Viral evasion of host defense mechanisms.
 - (ii) Bacterial infections, Immune responses to extracellular and intracellular bacteria,
Bacterial evasion of host defence mechanism.
 - (iii) Protozoa and diseases.
 - (iv) Diseases caused by helminthes.
 - (v) Immunity to protozoa and worms.

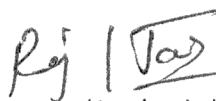
**M.Sc. ZOOLOGY IV SEMESTER
SPECIAL PAPER
ZOL 4 B03: CELL AND MOLECULAR BIOLOGY
IMMUNOLOGY: APPLICATION AND CELLULAR
MALFUNCTION**

Max. Marks: 100

Total Hours: 60

UNIT-I**Vaccines:**

1. Characteristics of vaccine.
 - (i) Active and passive immunization.
 - (ii) Immunization schedule (Recommended by Indian Academy of Pediatrics)
 - (iii) Designing vaccines for active immunization
 - (iv) Whole organism vaccine
2. Attenuated viral or bacterial vaccines.
3. Inactivated viral or bacterial vaccines.
4. Polysaccharide vaccines.
5. Recombinant vector vaccines.
6. DNA vaccines.
7. Synthetic peptide vaccines.
8. Multivalent peptide vaccines.


 Dy. Registrar (Academic-I)
 University of Rajasthan
 Jaipur

UNIT-II**Immunodeficiencies:**

1. Primary immunodeficiencies:
 - (i) Lymphoid - Severe Combined Immunodeficiency, Defects in B-cell maturation, Defects in T-cell development & Combined B-cell and T-cell disorders.
 - (ii) Myeloid lineage - Chronic Granulomatous Disease, Leukocyte Adhesion Deficiency, Chediak -Higashi syndrome & Neutropenia or Granulocytopenia.
2. Secondary immunodeficiency: AIDS- Structure and types, genome organization, replication, opportunistic agents, immunologic abnormalities associated with HIV infection and therapeutic agents.

UNIT-III**Hypersensitivity:**

1. Type I, II, III and IV
2. *In vivo* and *in vitro*

Tolerance and autoimmunity:

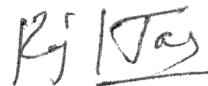
1. General features of immunologic tolerance.
2. T - and B - cell tolerance; Induction of tolerance.
3. Organ specific autoimmune disease.
4. Systemic autoimmune disease.

UNIT-IV**Tumor immunology:**

1. Tumor antigen.
2. Immune response to tumors (T-cell mediated; NK cell and macrophage mediated)
3. Tumor evasion.
4. Therapies.

Transplantation immunology:

1. Acute, hyperacute and chronic rejection.
2. Tissue matching (HLA typing).
3. Graft Vs host (GVH) reaction.
4. Xenotrasplantation.
5. Immunosuppressive drugs; role of monoclonal antibodies in transplantation.



Dy. Registrar (Academic-I)
University of Rajasthan
Jaipur

Practicals

1. Immunization route:
 - (i) Intradermal.
 - (ii) Subcutaneous.
 - (iii) Intramuscular.
 - (iv) Intraperitoneal.
 - (v) Intravenous.
 - (vi) Foot pad.
2. Bleeding schedules and collection of blood:
 - (i) Bleeding from ear.
 - (ii) Retro-orbital.
 - (iii) Cardiac puncture.
 - (iv) Branchial vein.
 - (v) From external jugular vein.
3. Immunization techniques:
 - (i) Emulsification with Freund's reagents.
 - (a) Preparation of emulsions with syringe method.
 - (b) Preparation of emulsion with hubbed needle method.
 - (ii) Testing type of emulsion.
 - (iii) Absorption of soluble proteins on insoluble colloidal carrier.
 - (a) Alum precipitates.
 - (b) Alum hydroxide adjuvants.
4. Antigens and antibodies:
 - (i) Preparation of antigens.
 - (ii) Raising of antibodies in animal model.
 - (iii) Blood collection & serum preparation.
5. Separation and preservation of serum:
 - (i) Liquid storage.
 - (a) Using preservative.
 - (b) Sterilization.
 - (ii) By freezing.
 - (iii) By lyophilization.
6. Purification of antibodies and antigens:
 - (i) Insolubilization of antibodies and antigenic proteins using glutaraldehyde.
 - (ii) Immuno-adsorption.
 - (iii) Dissociation of absorbed material from immuno-adsorbents.
 - (iv) Affinity chromatography (antibody purification).
7. Isolation and fractionation of mononuclear cell population (T and B cells):
 - (i) From spleen.
 - (ii) From lymph nodes.
 - (iii) Rosette formation of T-cells from red blood cells.
8. Cell viability (Trypan blue) and cell proliferation (MTT assay).

Rg | Jas

Dy. Registrar (Academic-I)
University of Rajasthan
Jaipur

9. Quantitation of antibodies
 - (i) Precipitation techniques
 - (ii) Agglutination test – C-reactive protein (CRP), Antistreptolysin 'O' titres & Rheumatoid arthritis factor (RA Factor).
 - (iii) Immunodiffusion methods- RID; Ouchterlony (ODD).
 - (iv) Immunoelectrophoresis method -RIE.
 - (v) Widal's test; Syphilis test.
10. Immunoassays: RIA & ELISA
11. Permanent slides: Thymus, Spleen, Lymph node, Ileum –Peyers patch, Slides related to experiments.

Note: It should be ensured that animals used in the practical exercises are not covered under the Wildlife Act 1972 and amendments made subsequently.

Recommended Books

1. Immunology. Brostoff D and Roitt IM. 7th edition Mosby & Elsevier Publishing, Canada, USA. 2006.
2. Understanding the Immune System. Elger KD. Immunology. Wiley –Blackwell USA. 2009.
3. Immunobiology. Goldsby RA, Kindt TJ, Osborne BA and Kuby J. 5th edition. W.H. Freeman & Co. Ltd. 2002.
4. Immunobiology –The immune system in Health and Disease. Janeway CA Jr, Travers P, Walport M & Shlomchik MJ. 5th edition. Garland Science Publishing NY, USA 2001.
5. Immunobiology –The immune system in Health and Disease. Janeway CA Jr, Travers P, Walport M & Shlomchik MJ. 6th edition. Garland Science Publishing NY, USA 2005.
6. Elements of Immunology. Pearson Higher Education, Khan FH. New Delhi 2009.
7. Immunology. Kuby J, Goldsby RA, Kindt TJ, Osborne BA. 4th edition. W.H. Freeman & Co. Ltd. 2000.
8. Janeway's Immunobiology. Murphy K. 8th edition. Garland Science 2011.
9. Immunology. Owen J, Punt J & Stranford S. Kuby. 7th edition. W.H. Freeman & Co. Ltd. 2013.
10. Fundamental Immunology. Paul WE. 7th edition. Lippincott Williams & Wilkins. 2012.
11. Tizard IR. Immunology .An Introduction 4th edition Thompson Asia Pvt. Ltd. Singapore. 1984.
12. Roitt's Essential Immunology, Delves PJ, Martin SJ, Burton DR and Roitt IM. 11th edition, Blackwell Publishing /Oxford University Press. 2006.
13. Kuby Immunology, Kindt TJ, Goldsby RA, Osborne BA and Kuby J. 6th edition, WH Freeman, New York 2006.

Raj Joshi

Dy. Registrar (Academic-I)
University of Rajasthan
Jaipur

ZOL 412B: PRACTICAL-VIII
Scheme for Practical Examination
 (Based on ZOL 4B01, ZOL 4B02 and 4B03)

Max. Marks: 100

Time: 6 hrs

1. Exercise 1	20
2. Exercise 2	16
3. Exercise 3	10
4. Spotting (8 × 3)	24
5. Seminar	10
6. Viva Voce	10
7. Record	10

M.Sc. ZOOLOGY IV SEMESTER
ELECTIVE GROUP C (SPECIAL PAPER)
ZOL 4C01: ENTOMOLOGY
INSECT PESTS OF CROPS, PREVENTION AND
MANAGEMENT

Max. Marks: 100

Total Hours: 60

UNIT-I

1. Definition of pest. How and why insects have become pests?
2. Bionomics, distribution; mode of damage caused and management of major pests
3. Polyphagous pests: locust, termites, white grubs, Army worm.

UNIT-II


1. Pests of cash crops: sugar cane, tobacco and cotton.
2. Pests of cereal crops: wheat, paddy, millet, maize, sorghum, pulses.

UNIT-III

1. Pests of vegetables
2. Pests of fruits
3. Pests of oil seed crops

UNIT-IV

1. Pests of stored grains and milled products.
2. Methods of safe storage
3. Non insect pests of storage and their management
4. Factors affecting storage
5. Household pest management.


 Dy. Registrar (Academic-I)
 University of Rajasthan
 Jaipur

**M.SC. ZOOLOGY IV SEMESTER
ELECTIVE GROUP C (SPECIAL PAPER)
ZOL 4C02: ENTOMOLOGY
MEDICAL AND APPLIED ENTOMOLOGY**

Max. Marks: 100

Total Hours: 60

UNIT-I

1. Pests of medical and veterinary importance; vectors of various diseases (protozoans, viral and bacterial). Their control and management.
2. Role of WHO and UNICEF in their management.

UNIT-II

1. Forensic entomology with special reference to man and wildlife.

UNIT-III

1. Beneficial insects.
2. Silk worm, honey bee and lac insect cultivation and industries related to them. Problems related to these industries.

UNIT-IV

Pesticides:

1. Their impact on wildlife
2. Their impact on human health; bio concentration, bio accumulation, bio magnification, biodegradation
3. Biological half-life
4. Dynamics of environmental pollution due to pesticides.

**M.SC. ZOOLOGY IV SEMESTER
ELECTIVE GROUP C (SPECIAL PAPER)
ZOL 4 C03: ENTOMOLOGY
INSECT PEST MANAGEMENT**

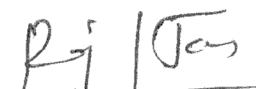
Max. Marks: 100

Total Hours: 60

UNIT-I

Definition and history of various methods of insect pest control:

1. Physical
2. Mechanical
3. Chemical
4. Cultural
5. Quarantine regulations.


Dy. Registrar (Academic-I)
University of Rajasthan
Jaipur

UNIT-II

1. Nomenclature and classification of insecticides.
 - (i) Concept of Ist, IInd and IIIrd generation pesticides.
 - (ii) Pesticides act of India.
 - (iii) Selection of insecticides, their formulation and mode of action.
2. Preventive measures and antidotes.
3. Fumigants and appliances used for application of insecticides.
4. Mechanism of insecticide resistance in insects. Insecticide synergists and antagonists.

UNIT-III

1. Biological control :
 - (i) Definition, biological control agents.
 - (ii) Microbial pesticides
 - (iii) Mass production and distribution
 - (iv) Advantages and disadvantages of biological control.
 - (v) Parasites, parasitoids and predators

UNIT-IV

1. Integrated pest management (IPM):
Concepts and principles of IPM, its components, strategies for field crops, economic threshold levels, constraints and strategies of IPM implementation, Impact of climatic change on insect pests.

Practicals

1. Anatomy:
 - a) Honey bee - Nervous System
 - b) House fly - Nervous System
 - c) Gryllus - Nervous System, Alimentary Canal
2. Permanent Preparation:
 - a) Sting apparatus, pollen basket, mouth parts, antennae, leg and wings of Honey bee.
 - b) Sponging mouth parts, antennae, leg and wings of House fly.
 - c) Whole mounts of thrip's and aphids.
3. Testing of insecticide- Bio assay method (LC₅₀ and LD₅₀ of any one synthetic and one natural insecticide in stored grain pests)
4. Study of prepared slides:
 - a) Whole mounts of insects
 - b) Legs
 - c) Mouth Parts
 - d) Wings
 - e) Antennae
 - f) Histology of Insects


 Dy. Registrar (Academic-I)
 University of Rajasthan
 Jaipur

5. Appliances for application of insecticides:
 - a) Knap sack sprayer
 - b) Knap sac duster
 - c) Hand sprayer
6. Study of selected insects-
 - a) Study of selected insects as museum specimens.
 - b) Study of selected insects and their identification with the help of taxonomic key.
7. Microtomy- (Slides to be submitted).
8. Exercise in Physiology
 - a) Analysis of honey and its quality control
 - b) Analysis of Chitin presence in the insect integument
 - c) Study of pH of the gut in larvae of insects
 - d) Action of amylase enzyme in the cockroach
 - e) Application of Dyar's Law.
 - f) Study of giant chromosomes.
 - g) Detection of Allantoin in cockroach excreta by paper chromatography.

Recommended Books

1. Agricultural pests of India & South east Asia, Atwal: Kalyani Publishers, 1986.
2. The Insects: structure & function 4th ed. Chapman: ELBS, 1998.
3. Physiological System in insects, Klowden: 2002.
4. Essential Entomology, McGavin: Oxbord University. 2001
5. Principles of Insect Morphology, Snodgrass.
6. The Principles of Insect Physiology, Wigglesworth.
7. Borror and DeLong's introduction of the study of insects – Charles A, Triplehorn and Norman F., Johnson: Thomson Books/Cole.
8. Insect Physiology and Biochemistry, Third Edition, James L. Nation, Sr.: T & F, 2016.
9. Botanical Pesticides in Agriculture, Prakash A & Rao J: CRC Press, 2014.
10. Forensic Entomology, Chauhan S K & Abraham A: Black, 2015.
11. Insect Pests in Tropical Forestry 2nd Ed, Wylie RF: Cabi Publishing, 2012.
12. Medical and Veterinary Entomology 2nd Edition, Mullen, Garg & Lance Durden, eds: Bio-Green, 2013.
13. Wild Silk Technology, Kavane RK & Sathe TV: Daya Publishing House, 2011.

Raj | Jas

Dy. Registrar (Academic-I)
University of Rajasthan
Jaipur

ZOL 412C: PRACTICAL-VIII
Scheme for Practical Examination
 (Based on ZOL 4C01, ZOL 4C02 and ZOL 4C03)

Max. Marks: 100

Time: 6 hrs

1. Exercise 1	20
2. Exercise 2	16
3. Exercise 3	10
4. Spotting (8 × 3)	24
5. Seminar	10
6. Viva Voce	10
7. Record	10

Note:

1. With reference to anatomy and study of museum specimens, candidates must be well versed in the study of various systems with the help of dissections/ charts/models/CD- ROMs, multimedia computer based simulations including computer assisted learning (CAL) and other softwares.
2. It should be ensured that animals used in the practical exercises are not covered under the Wildlife act 1972 and amendments made subsequently.

M.Sc. ZOOLOGY IV SEMESTER
ELECTIVE GROUP D (SPECIAL PAPER)
ZOL 4D01: ENVIRONMENTAL BIOLOGY
ENVIRONMENTAL TOXICOLOGY AND ENVIRONMENTAL
HEALTH


Max. Marks: 100

Total Hours: 60

UNIT-I

Ecotoxicology:

1. Definition, scope and history of Toxicology, Fundamental of Ecotoxicology, Acute, Sub-acute and Chronic toxicity, Doses, Dose-Response relationships, LC₅₀, LD₅₀, Effective Concentration (EC), Maximum Acceptable Toxicant Concentration (MATC), Application Factor (AF), Cumulative toxicity.
2. Toxicity Testing: Definition, purpose, criteria for selection of test organism, methodology, estimation of LC₅₀ & LD₅₀, Limitation and importance of bioassay, teratogenicity, carcinogenicity and mutagenicity. Good Laboratory Practices (GLP).
3. Movement, distribution and fate of toxins in the environment, Bioconcentration, Bioaccumulation, Processes of bioaccumulation, Biomagnification, factors affecting biomagnification.


 Dy. Registrar (Academic-I)
 University of Rajasthan
 Jaipur

4. Translocation of xenobiotics: absorption, distribution, biotransformation and excretion.
5. Detoxification mechanisms: Phase I and Phase II reactions.
6. Antidotal Procedures: Classification of Antagonists, Pharmacological assessment of certain antidote actions, Principles of Antidotal treatment, Antidotal procedures.

UNIT-II

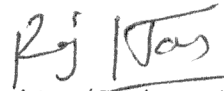
Environmental pollution and management:

1. Sources and classification of pollutants, primary and secondary pollutants, Effects of pollutants on human health, animal, vegetation, materials and structures.
2. Air quality standards and monitoring methods; Water quality standard for potability- Pollution parameters, BOD, COD, Coliform bacteria; Soil quality parameters and test methods. National and International standards of noise, Assessment and measurement of sound; Safety standards of Radiation.
3. Liquid waste management: Treatment of water for potable purpose (mixing, sedimentation, coagulation, filtration and disinfection), Primary and secondary treatment. Sludge disposal. Biological treatment: Kinetics of Biological growth activated sludge treatment - trickling filters - anaerobic digestion, combined aerobic and anaerobic treatment process, aerobic process. Advanced waste water treatment - removal of dissolved organic and inorganic - precipitation, iron exchange, reverse osmosis, electro dialysis, adsorption and oxidation.
4. Water pollution treatment using constructed wetlands, Bioremediation.
5. Solid Waste Management: Municipal solid wastes (MSW) - quantities and characteristics, waste collection and transport, waste processing and resources recovery and recycling. Aerobic and anaerobic systems- composting, vermicomposting; Bio-digesters (Biogas plants); incineration, pyrolysis, plasma pyrolysis; sanitary landfills and open dumping yards.
6. Management of plastic and e-waste. Treatment processes for unsegregated waste, fixation of hazardous solid waste prior to disposal, hazardous waste in land fill. Reduction, Recycling and Reuse (3Rs) of waste. Waste minimization techniques. Hazardous waste (Management and Handling) Rules 1989 - the Manufacture Storage and Import of Hazardous Chemicals Rules 1989 - Biomedical Waste (Management and Handling) Rules 1998 - Plastic Act 1999. Extended producer responsibility.

UNIT-III

Toxicants of public health and occupational health:

1. Toxicity of Pesticides: Organochlorines, Organophosphates, Carbamates and Pyrethroids.
2. Toxicity of heavy metals and metalloids: Arsenic, Mercury, Lead, Aluminum, Cadmium, Chromium and Copper.


 Dy. Registrar (Academic-I)
 University of Rajasthan
 Jaipur

3. Toxicity of solvents: (a). Aliphatic solvents-Carbon tetrachloride, Chloroform, Trichloroethylene, tetra chloro ethylene. (b). Aromatic hydrocarbons-Benzene, Toluene, Xylene, styrene. (c). Alcohols-Methanol, Ethanol
4. Food additives: Antioxidants, Emulsifiers, Flavouring agents, Colours and Preservatives, Artificial sweetening agents.
5. Occupational hazards and diseases: Physical hazards (Heat and cold, light, noise, vibration, ultraviolet radiation, ionizing radiation), Chemical hazards (Mustard gas, Nerve agents, Lewisite, Phosgene oxime, Cyanide), Biological hazards (Anthrax, Leptospirosis, Psittacosis, Botulism, Brucellosis, Cholera, Gas Gangrene, Ebola hemorrhage Fever, Melioidosis, Q fever, Rift Vally fever, Ricin, Saxitoxin, Mycotoxicosis, Tularemia). Psychosocial hazards and diseases.
6. Pneumoconiosis: Silicosis, Anthracosis, Byssinosis, Bagassosis, Asbestosis, Farmers lung. Occupational cancers, Radiation hazards.

UNIT-IV

Environmental impact and risk assessment:

(10 hrs.)

1. Definition, Scope, Characteristics, Objectives and Components.
2. EIA process and methodology; Procedure for obtaining EIA clearance; Preparation of EIA document; Major limitations of EIA; EIA Case Studies.
3. Prediction and assessment of impacts on earth resources.
4. Risk Assessment: Hazard identification, classification, toxicity assessment, exposure assessment, risk characterization public perception of risk and risk communication.

M.Sc. ZOOLOGY IV SEMESTER ELECTIVE GROUP D (SPECIAL PAPER) ZOL 4 D02: ENVIRONMENTAL BIOLOGY ENVIRONMENTAL MICROBIOLOGY AND BIOTECHNOLOGY

Max. Marks: 100

Total Hours: 60

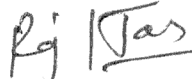
UNIT-I

Microbial diversity and metagenomics:

1. Microbial diversity in air, water and soil.
2. Microbial diversity of extreme environments.
3. Introduction to metagenomics.
4. Molecular methods for studying microbial diversity.

UNIT-II

Microbial interaction with xenobiotic inorganic pollutants:


 Dy. Registrar (Academic-I)
 University of Rajasthan
 Jaipur

1. Persistence and Biomagnifications of Xenobiotic molecules.
2. Polychlorinated Biphenyl and Dioxins.
3. Synthetic polymers.
4. Acid Mine Drainage.
5. Microbial methylations.
6. Microbial accumulation of Heavy Metals and Radionuclides.

UNIT-III

Bioremediation of xenobiotic pollutants:

1. Bioremediation.
2. Environmental modification for Bioremediation.
3. Microbial seeding and Bio-Engineering approaches to the bioremediation of pollutants.
4. Bioremediation of Marine Oil pollutants and Air pollutants.

UNIT-IV

Use of microorganisms:

1. Recovery of Metals.
2. Recovery of Petroleum.
3. Production of Fuels.
4. Production of microbial biomass.
5. Microbial control of pests.

M.Sc. ZOOLOGY IV SEMESTER ELECTIVE GROUP D (SPECIAL PAPER) ZOL 4D03: ENVIRONMENTAL BIOLOGY ENVIRONMENTAL EDUCATION, MANGEMENT AND REGULATIONS

Max. Marks: 100

Total Hours: 60


UNIT-I

Environmental education:

1. Knowledge about the environment, knowledge about humanity- environment relationship.
2. Knowledge about Environment and population growth, knowledge about the solution and prevention of environmental problems, rational use of resources.
3. Environmental education- goals, objectives, guided principles.
4. Strategies for environmental education- Authorisation, Curriculum renewal, teacher's training renewal, teaching methods, evaluation.
5. Models for future environmental education system.

UNIT-II

Environmental institutions and international cooperation:


 Dy. Registrar (Academic-I)
 University of Rajasthan
 Jaipur

1. Environmental Institutions, International Union for Conservation of Nature and Natural Resources (IUCN), World Wildlife Fund (WWF), US Environmental Protection Agency (EPA).
2. Global Environmental Agreements, Institutions of climate change, Indian Environmental Institutions, Central Pollution Control Board (CPCB).
3. Environmental Policies in India, Environmental Laws/Acts, National Environmental Tribunal Bill, 1992.
4. Environmental movements in India- The Chipko movement, Silent Valley movement, Appiko movement, Narmada Bachao Andolan, Teri Dam Conflict.

UNIT-III

Environmental laws:

1. Environmental Legislation status in India.
2. The Water (Prevention and Control of Pollution) Act, 1974.
3. The Air (Prevention and Control of Pollution) Act, 1981.
4. The Environment (Protection) Act, 1986.
5. The Biological Diversity Act, 2002.
6. The Wildlife (Protection) Act, 1972.
7. Bio-Medical Waste (Management and Handling) Rules, 1998.

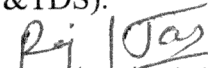
UNIT-IV

National and international regulatory organizations:

1. MoEF (Ministry of Environment And Forests), ZSI (Zoology Survey of India) WII (Wild life Institute of India), Bombay Natural History Society (BNHS).
2. Zoo Authority of India (ZAI), Salim Ali Centre for Ornithology & Natural History (SACONH), Indira Gandhi Conversation and Monitoring Centre (IGCMC), National Biodiversity Authority (NBA), Animal Welfare Board of India (AWBI), Centre for Environment Education (CEE).
3. WWF (World Wildlife Fund), UNEP (United Nations Environment Programme), CITES (Convention on International Trade of Endangered Species).
4. World Heritage and Biodiversity Convention, UNESCO (United Nations Educational, Scientific and Cultural Organization).
5. Ramsar (Wetland) sites in India and Ramsar convention.

Practicals


1. Measurement of particulate air pollutants, dust fall and suspended particulate matter from different sites.
2. Measurement of Noise pollution of different areas.
3. Water Quality Analysis: Determination pH, Electrical conductivity, Alkalinity, Salinity, Hardness, Nitrate, Phosphate, Silica and fluoride.
4. Determination of total suspended and dissolved solids/salts (TSS & TDS).


 Dy. Registrar (Academic-I)
 University of Rajasthan
 Jaipur

5. Toxicity Analysis of Water: For Chlorine, H₂S, Ammonia, Copper and Chromium.
6. Estimation of BOD and COD of polluted water.
7. Determination of LC₅₀ for fish (pesticide) using Probit analysis (use of appropriate software is suggested).
8. Study of Histo-pathological changes in any two of the tissues (Liver/ Kidney/ Gonad) using pesticide/heavy metal/nanoparticle.
9. Isolation and Enumeration of microorganisms in soil, water and air.
10. Bacteriological quality testing of water and wastewater: (a). Presumptive coliform test (MPN Index), (b). Confirmatory coliform test, Completed test.
11. Boric acid test for turmeric in chilly and coriander powder.
12. Detection of Lead chromate in chilly, and turmeric powder.
13. Detection of Colophony resin in Asafoetida.
14. Detection of cane sugar in milk.
15. Detection of starch and cellulose in milk.
16. Detection of added Glucose in milk and milk powder.
17. Foreign vegetable fats in milk.
18. Standard Plate Count in milk.
19. Study of water borne diseases.
20. Case studies on oil pollution and nuclear reactor disasters (At least one each).
21. Project work: To locate and describe water harvesting system like tanka/bavri in and around Jaipur and physicochemical and microbiological analysis of their water. (This can be done as part of the three / four day field study compulsory for this elective).
22. Visit to Institutions engaged in environmental management/Toxicology research and an industrial /polluted area. Report the study conducted and submit a write up/ print out giving the dates, methodology, results and references. Include photographs of the activity.

Recommended Books

1. Environmental Microbiology: Maier, R.M, Pepper, I. L., Gerba, C. P.
2. The Basic Science of poisons. Casarett & Doull's Toxicology:Curthis Klassen.
3. Biotechnology: Applying the Genetic Revolution, Clark, D. P. &Tazdernik, N. J..
4. Principle of Environmental Science, Cunningham, W.P. & Cunningham, M...
5. Microbiology Fundamentals and Application, Purohit, S. S.
6. Microbial Biopesticides, Koul, O & Dhaliwal, G. S.
7. Bioremediation Technology, Fulekar, M. H.
8. Biotransformation: Bioremediation Technology for Health & Environmental Protection, Stapleton Jr., R. D. & and Singh, V. P. Elsevier.
9. Methods of analysis for Adulterants and Contaminants in foods. Toteja, G.S., Mukherjee, A., Mittal, R., Saxena, B. N. Indian Council of Medical Research, New Delhi.


 Dy. Registrar (Academic-I)
 University of Rajasthan
 Jaipur

10. Environmental pollution-Health and Toxicology. Rana, S. V. S. Narosa Publishing House, New Delhi.
11. Fundamentals of Toxicology. Pandey, K., Shukla, J. P., Trivedi, S. P. New Central Book-Agency (P) Ltd. Kolkata.
12. APHA-AWWA-WPCF, 1989. Standard Methods for the Examination of water and Waste water.(17th edn.). Publishers.
13. Principles of Ecotoxicology. Butter, G.C.1988. John Wiley and Sons.
14. Basic Environmental Toxicology. Cockerham, G.L. and Shane, B.S. 1994. (Eds.). CRC Press.
15. Environmental Radioactivity. Eisenbude, M. 1998. Academic Press, NY.
16. Chemistry of Pollution. Fellenberg, G. 1999. John Wiley and Sons, New Delhi.
17. Principles and Methods of Toxicology. Hayes, W.A. 2001. CRC Press, NY.
18. Methods of Air sampling and Analysis (3rd Edn.). James, P. Lodge, J.R. ,ISc Lewis Pub., INC.
19. Essentials of Toxicology. Klaassen, C.D and J.B.Walkins. 2003. Mc Graw -Hill Professional New Delhi.
20. Toxicology- Principles and Applications. Niesink, R.J.M., De Vries, J. and Hollinger, M.A. 1996. (Eds.). CRC Press.
21. Toxicity of Heavy Metals in Environment. Oehme, W.F. 1989. Marcel Dakkar Inc., New York.
22. Waste Water Engineering Including Air Pollution. Purnima, B.B., A.K. Janin and Arun K. Jain. 2011. Laxmi Publications (P) Ltd. New Delhi.
23. Biological aspects of Water Pollution. Wilber, C.G.1989. Charles C. Thomas Publishers, Illinois, USA.
24. EIA for Developing Countries. Asit K. Biswas et al., 1987, United Nations University, Tokyo.
25. Environmental Impact Assessment. Carter, L.1996. McGraw Hill, New Delhi.
26. Microbial Ecology: Fundamentals and Applications. Ronald M. Atlas, Richard Bartha. Benjamin/Cummings.

ZOL 412D: PRACTICAL-VIII

Scheme for Practical Examination

(Based on ZOL 4D01, ZOL 4D02 and ZOL 4D03)

Max Marks: 100

Time: 6 hrs

1. Exercise	16
2. Exercise	16
3. Exercise	16
4. Spotting (8 × 3)	24
5. Seminar	09
6. Viva Voce	10
7. Record	09



Dy. Registrar (Academic-I)
University of Rajasthan
Jaipur

Note: It should be ensured that animals used in the practical exercises are not covered under the Wildlife act 1972 and amendments made subsequently.

**M.Sc. ZOOLOGY IV SEMESTER
ELECTIVE GROUP E (SPECIAL PAPER)
ZOL 4E01: REPRODUCTIVE BIOLOGY
PHYSIOLOGY OF REPRODUCTION**

Max. Marks: 100

Total Hours: 60

UNIT-I

Fertilization:

1. Prefertilization events.
2. Biochemistry of fertilization
3. Post-fertilization events
4. Capacitation.

UNIT-II

Implantation:

1. Implantation, decidual changes
2. Hormonal regulation.
3. Delayed implantation

Placenta as endocrine tissue: foeto-placental unit.

UNIT-III

Gestation:

1. Physiological changes
2. Pregnancy tests
3. Hormonal regulation.

Parturition:

1. Onset of parturition
2. Hormonal control of parturition.


Lactation:

1. The mammary gland
2. Hormonal control of lactation.

UNIT-IV

Miscellaneous factors affecting reproduction:

1. Nutrition and reproduction
2. Effect of light, temperature
3. Environmental disruptors
4. Change of lifestyle.


Dy. Registrar (Academic-I)
University of Rajasthan
Jaipur

M.Sc. ZOOLOGY IV SEMESTER
ELECTIVE GROUP E (SPECIAL PAPER)
ZOL 4 E02: REPRODUCTIVE BIOLOGY
CONTRACEPTION AND REPRODUCTIVE HEALTH

Max. Marks: 100

Total Hours: 60

UNIT-I

Fundamental aspects of control of fertility in males:

1. Mechanical
2. Surgical
3. Chemical
4. Immunological methods.

UNIT-II

Fundamental aspects of control of fertility in females:

1. Natural.
2. Mechanical.
3. Surgical.
4. Chemical.
5. Immunological.
6. Emergency contraception.


UNIT-III

Sexually transmitted diseases: Pathophysiology, diagnosis, mprevention, treatment of

1. Bacterial diseases (Syphilis. Gonorrhoea)
2. Viral (AIDS)
3. Fungal (Candidiasis)
4. Protozoan (Trichomoniasis)

Hormones and cancer:

1. Definition of cancer
2. Benign and malignant tumor
3. Types of cancer: Prostate, cervical, breast, testicular and ovarian cancers
4. Cancer problem in India
5. Hormones and cancer



Dy. Registrar (Academic-I)
University of Rajasthan
Jaipur

UNIT-IV

Teratological effects of Xenobiotics.

Demography:

1. Population growth rate
2. National population policy
3. Pearl Index
4. Family welfare programmes

**M.Sc. ZOOLOGY IV SEMESTER
ELECTIVE GROUP E (SPECIAL PAPER)
ZOL 4 E03: REPRODUCTIVE BIOLOGY
REPRODUCTIVE TECHNOLOGIES**

Max. Marks: 100

Total Hours: 60

UNIT-I**Reproductive dysfunctions in males and females:**

1. Endocrinological
2. Physiological
3. Anatomical
4. Congenital
5. Idiopathic factors

Diagnosis of male infertility:

1. Semen analysis: Physical examinations, microscopic examinations, biochemical analysis, Immunological tests.
2. Sperm functional tests: Zona binding assays, hamster-oocyte penetration test, Hypo-osmotic swelling test, acrosome reaction, Acrosome intactness test, Nuclear chromatin decondensation test, Sperm mitochondrial activity index test.
3. Endocrinological diagnosis.

UNIT-II**Diagnosis of female infertility:**

1. Monitoring of ovarian and reproductive cycles.
2. Endometrial biopsy.
3. Ductal blockage.
4. Endocrine diagnosis

Assisted reproductive technology (ART):

1. Artificial insemination
2. Super ovulation, oocyte collection.
3. Collection and preparation of sperm for assisted fertilization.
4. In vitro fertilization and related techniques (IVF, GIFT, ZIFT, TET, ICSI etc.).
5. Ethical issues and regulatory guidelines

Raj Jas
Dy. Registrar (Academic-I)
University of Rajasthan
Jaipur

Cryopreservation:

1. Semen,
2. Oocytes
3. Embryos

UNIT-III

1. Animal cloning.
2. Sperm and embryo sexing.
3. **Animal husbandry:**
 - a. Improvement of breeds of farm animals
 - b. Artificial insemination and embryo transfer technique
 - c. Transgenic animals.
 - d. Induction of early puberty in cattle

UNIT-IV

1. Pre-natal diagnosis of genetic diseases.
2. **Hormonal bioassay:** Principles, Procedure and applications
 - a. ELISA
 - b. Radio immunoassay (RIA)
 - c. Radioreceptor binding assay
 - d. Immuno-cytochemistry.

Practicals

1. Surgical procedure in reproduction:
 - (i) Castration
 - (ii) Ovariectomy
 - (iii) Adrenalectomy
 - (iv) Vasectomy
2. Biochemical investigation of marker parameters.
3. Induction of superovulation and collection of oocytes.
4. Hormonal bioassays estrogens & androgen.
5. Pregnancy test.
6. Biochemical investigations of the reproductive glands with special reference to their markers. Fructose, glycogen, cholesterol, Acid & Alkaline phosphatase.
7. Electrophoresis: Study of protein profile in epididymic fluid.
8. Demonstration of *in vitro* fertilization (GIFT, ZIFT, TET, ICSI, etc.).
9. Immunoassays: RIA, ELISA.
10. Monitoring of sperm function tests.
11. Visit to State and National laboratories /Institute

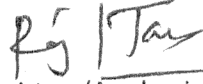
Note: It should be ensured that animals used in the practical exercises are not covered under the Wildlife Act 1972 and amendments made subsequently.

Raj / Tar

Dy. Registrar (Academic-I)
University of Rajasthan
Jaipur

Recommended Books

1. Reproduction in Domestic animals. Cole, H. H. and Cupps P. T. Academic Press, New York.
2. Male Fertility and Infertility, Clover TD. and Barratt C.L.R. Cambridge University Press, Cambridge, 1999.
3. Biology of Human Reproduction. Pinon, Jr. R. University Science Books California, 2002.
4. The Reproductive Physiology of Mammals: From Farm To Field And Beyond, Keith K. Schillo Cengage Delmar Learning 2008.
5. Assisted Reproductive Technology: A Reference Book on A.R.T., Philippe Merveil Eska Publishing, 2010.
6. Reproductive Endocrinology & Infertility, Daftary & Patki BI Publications Pvt Ltd, 2009.
7. Reproductive Endocrinology and Infertility: Integrating Modern Clinical and Laboratory Practice, Douglas T. Carrell Springer, 2010.
8. Andrology: Male Reproductive Health and Dysfunction, Eberhard Nieschlag, Hermann M. Behre, Susan Nieschlag Springer, 2010.
9. Reproductive Endocrinology: A Molecular Approach, Pedro J. Chedres Springer, USA, 2009.
10. Hormonal Contraception: Birth Control, Endocrine System, Steroid Hormone, Frederic P. Miller, Agnes F. Vandome, John McBrewster Alpha Script Publishing, 2010.
11. Hormonal contraception, Ronald T. Burkman, Steven G. Gabbe Wolter Kluwer; Lippincott Williams & Wilkins, 2007.
12. Text Book on Sexually Transmitted Diseases and AIDS by IASSTD & AIDS, Vinod K Sharma, Rishi Bhargava and N. Usman VIVA BOOKS PVT. LTD, Jaipur
13. Sexually transmitted diseases: epidemiology, pathology, diagnosis, and treatment By Kenneth A. Borchardt, Michael A. Noble CRC Press, 1997.
14. Sexually transmitted diseases, Louise I. Gerdes Greenhaven Press, 2002.
15. Reproductive Biotechnology of Farm Animals, Dugwekar Vg Agrotech Publishing Academy, 2006.
16. Biotechnology of human reproduction, Alberto Revelli, Ilan Tur-Kaspa, Jan Gunnar Holte Parthenon Pub. Group, 2003.
17. Menopause: Biology and Pathobiology, Lobo, Rogerio A. Academic Press 2000.
18. Dynamics of human reproduction: biology, biometry, demography, James W. Wood Transaction publishers 1994.
19. Introduction To Endocrinology, Negi PHI Learning Pvt Limited, New Delhi, 2009.
20. The Reproductive System, Kara Rogers (Ed.) Britannica Educational Publishing, 2010.
21. WHO. Laboratory manual for the examination of human semen and sperm-cervical mucus interaction. Cambridge: Cambridge University Press; 1999 & 2010.

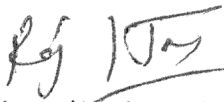

 Dy. Registrar (Academic-I)
 University of Rajasthan
 Jaipur

ZOL 412E: PRACTICAL-VIII
Scheme for Practical Examination
(Based on ZOL 4E01, ZOL 4E02 and 4E03)

Max. Marks: 100

Time: 6 hrs

1. Exercise	16
3. Exercise	16
3 Exercise	16
4. Spotting (8 × 3)	24
5. Seminar	09
6. Viva Voce	10
7. Record	09


Dy. Registrar (Academic-I)
University of Rajasthan
Jaipur