



**Kanoria
PG Mahila
Mahavidyalaya
Jaipur**

1.4.2

1) Stakeholder Feedback Analysis Report

STUDENT FEEDBACK ANALYSIS REPORT

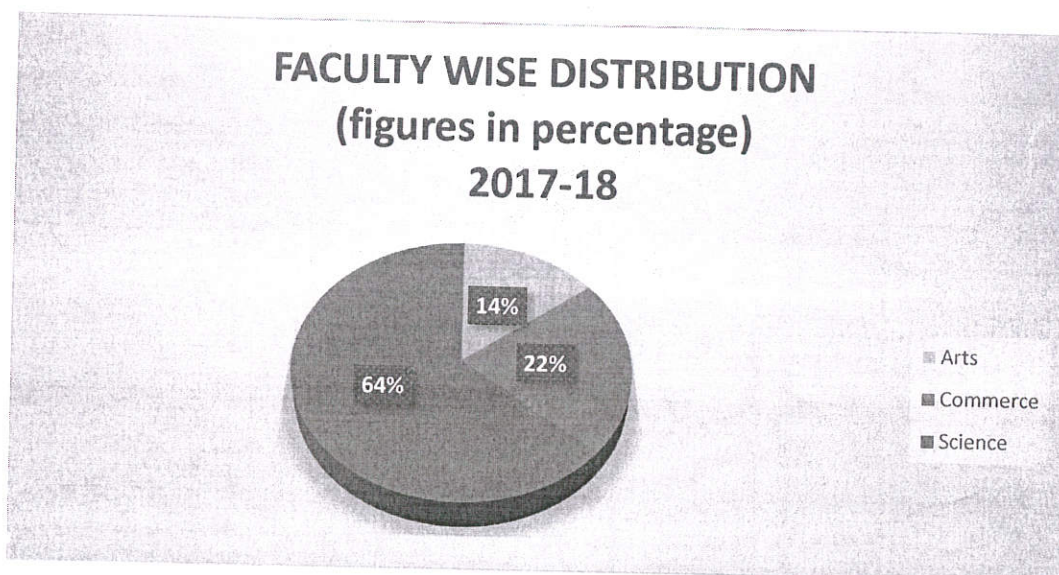
2017-18

INTRODUCTION:

In order to analyze the lag areas of the college and scope for further improvement, feedback from various stakeholders have been received. This report focuses on the feedback of the students. Feedback taken for the session 2017-18 is the response received from the students of Arts, Commerce, and Science discipline. Every subject has its own characteristic feature which requires some new strategy for learning and teaching.

DATA COLLECTION AND ANALYSIS

An effort was made to receive feedback from all students of the College. For this purpose, a form was created for the students. As many as 742 responses were received, 106(14%,) from Arts, 164 (22%) Commerce and 472 (64%) Science.




Principal
Kanoria PG Mahila Mahavidyalaya
JAIPUR

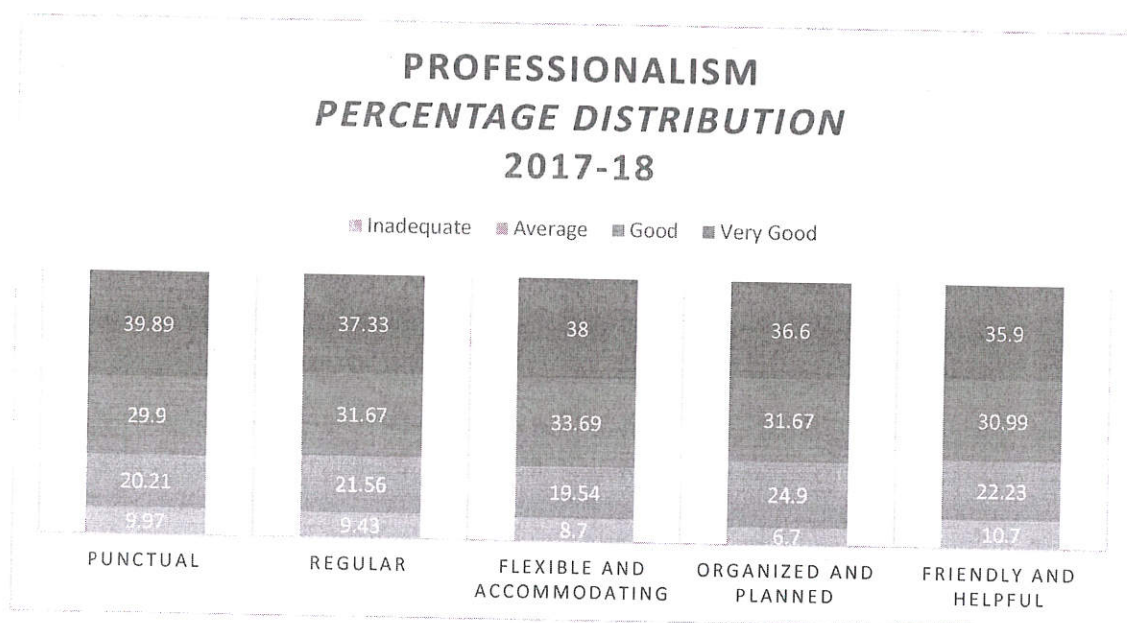
In order to arrive at comprehensive results, useful tools like percentage for computing have been used. The analysis of the responses received is as under:

A. PROFESSIONALISM

On the scale of Inadequate, Average, Good and Very Good.

- 9.97 % of the respondents said inadequate, 20.21 % said average, 29.9 % said good , and 40 percent said very good in Punctuality.
- 9.43 %, 21.56%, 31.67% and , 37.33 % said inadequate, average, good and very good respectively in Regularity.
- 8.7%, 19.54%, 33.69% , 38.0 % said inadequate, average, good, and very good respectively in Flexibility and accommodating aptitude.
- 6.7% , 24.9%, 31.67% , and 36.6 % said Inadequate, Average, Good, and Very Good respectively for Organized and planned parameter.
- 10. 7%, 22.23%, 30.99%, and 35.9% said Inadequate, Average, Good, and Very Good respectively for teachers to be friendly and helpful.

So we can say that majority of the respondents are of the opinion that the teachers are very professional which can be seen in the diagram below-



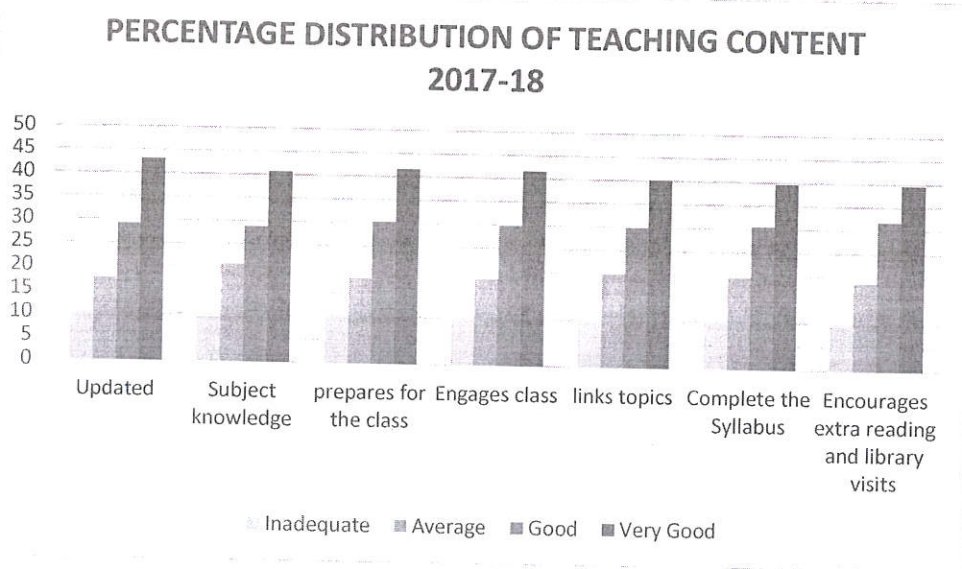

Principal
 Kanoria PG Mahila Mahavidyalaya
 JAIPUR

B. TEACHING CONTENT

Teachers keep themselves updated and prepare content for the class. On the scale of Inadequate, Average, Good and Very Good-

- 10.1%, 17.5%, 29.2%, and 43.12 % said Inadequate, Average, Good, and Very Good respectively for teachers having Updated knowledge in their subjects.
- 9.43%, 20.8%, 28.9%, and 40.7% said Inadequate, Average, Good, and Very Good respectively having subject knowledge.
- 9.8%, 18.19%, 30.3%, and 41.64 % said Inadequate, Average, Good, and Very Good respectively on preparing well for the class.
- 9.8%, 18.5%, 29.9 % and 41.64 % said Inadequate, Average, Good and Very Good respectively on engaging the class for full duration ;
- 9.97%, 19.9%, 29.9%, and 40.16 % said Inadequate, Average, Good, and Very Good respectively for teachers on linking topics to real life experience in the class;
- 9.97%, 19.6%, 30.5 %, and 39.7% said Inadequate, Average, Good, and Very Good respectively for completing the syllabus.
- 9.56%, 18.8%, 31.8%, and 39.7% said Inadequate, Average, Good and Very Good respectively for teachers encouraging extra reading and library visits.

In all 43% students find it very good in reference to the teaching content only 9.43% students found It inadequate what is required for them. The following graph represents the percentage distribution-



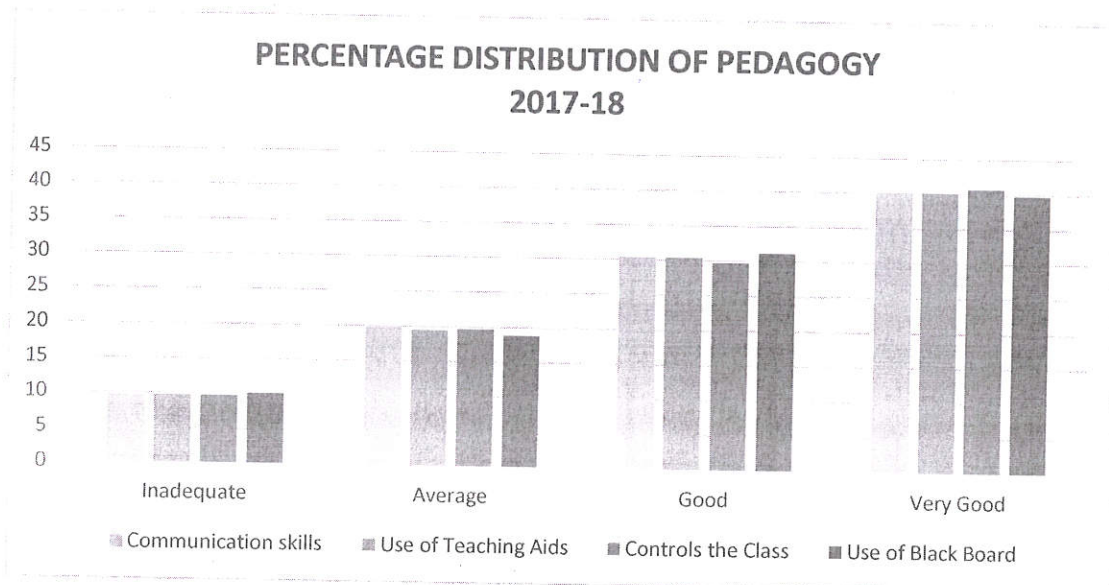

Principal
Kanoria PG Mahila Mahavidyalaya
JAIPUR

C. PEDAGOGY

On teaching methodology and practices, the respondents on the scale of Inadequate, Average, Good and Very Good-

- 9.56%, 19.81%, 30.32%, and 40.2 %, said Inadequate, Average, Good, and Very Good respectively on teachers communication skills;
- 9.7%, 19.54%, 30.4%, and 40.2% said Inadequate, Average, Good, and Very Good respectively on use of teaching aids (PPT, OHP, Role play,stories) ;
- 9.7%, 19.67%, 29.7%, and 40.8% said Inadequate, Average, Good and Very Good respectively on teachers control over the class;
- 10.1%, 18.86%, 31.1%, and 39.8% said Inadequate, Average, Good, and Very Good respectively on use of Black Board by the teachers.

Based upon the responses we can say that 40% agreed on very good teaching practice and only 10 percent finds it inadequate which is represented in the following graph-



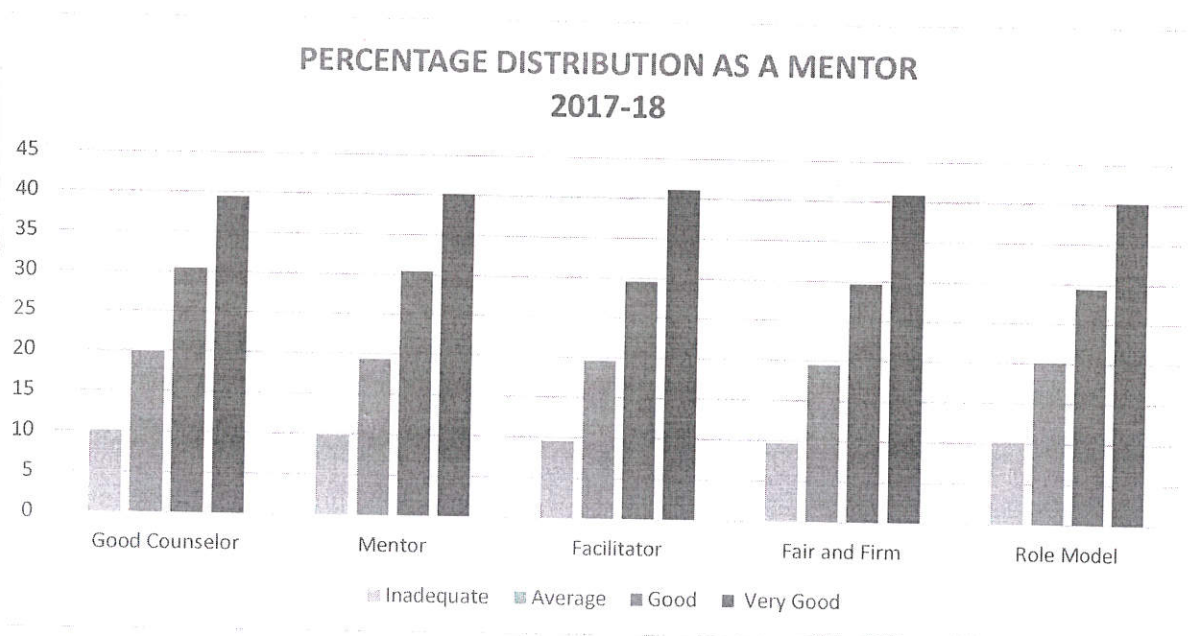
[Signature]
Principal
Kanoria PG Mahila Mahavidyalaya
JAIPUR

D. MENTOR

On the scale of Inadequate, Average, Good and Very Good –

- 10.1%, 19.9%, 30.4%, and 39.48% said Inadequate, Average, Good, and Very Good respectively for teachers as a good Counselor;
- 9.97%, 19.4%, 30.4%, and 40.16% said Inadequate, Average, Good, and Very Good respectively for teachers as a Mentor;
- 9.56%, 19.6%, 29.6%, and 41.1%
Said Inadequate, Average, Good, and Very Good respectively for teachers on facilitating, monitoring and assessing student learning;
- 9.7%, 19.5%, 29.7%, and 40.9% said Inadequate, Average, Good, and Very Good respectively for teachers being fair and firm in discipline, and
- 10.24%, 20.08%, 29.38%, and 40.2% said Inadequate, Average, Good, and Very Good respectively for teachers as a role model.

The feedback received from the students shows that 40 %finds teacher very good as a mentor and only 10 percent finds inadequate which can be seen in the following diagram:



Devi
Principal
Kanoria PG Mahila Mahavidyalaya
JAIPUR

STUDENT FEEDBACK ANALYSIS REPORT

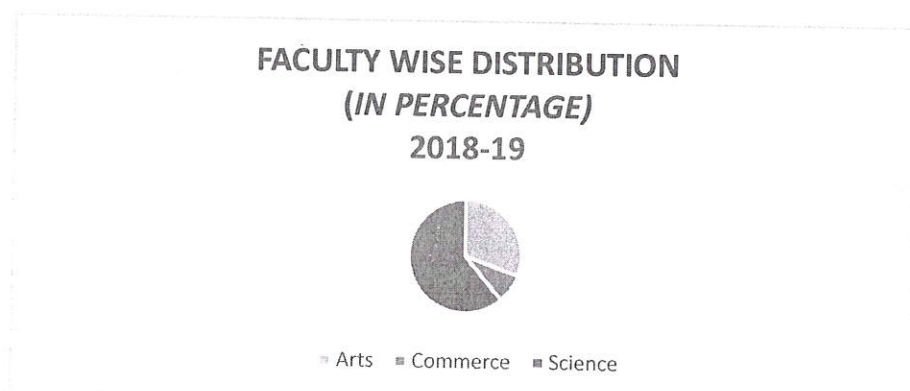
2018-19

INTRODUCTION

For the session 2018-19, student feedback was taken on various aspects of teaching and learning (Professionalism, Teaching Content, Pedagogy and Mentoring).

DATA COLLECTION AND ANALYSIS

To take the feedback from all the students of the College, a form was created. The questions were based upon teaching and methodology followed by practices. In all we received as many as 750 responses for the Session: Arts (229), Commerce (62), and Science (459) on which the analysis report is based. The following diagram represents the faculty wise percentage distribution-



A. PROFESSIONALISM

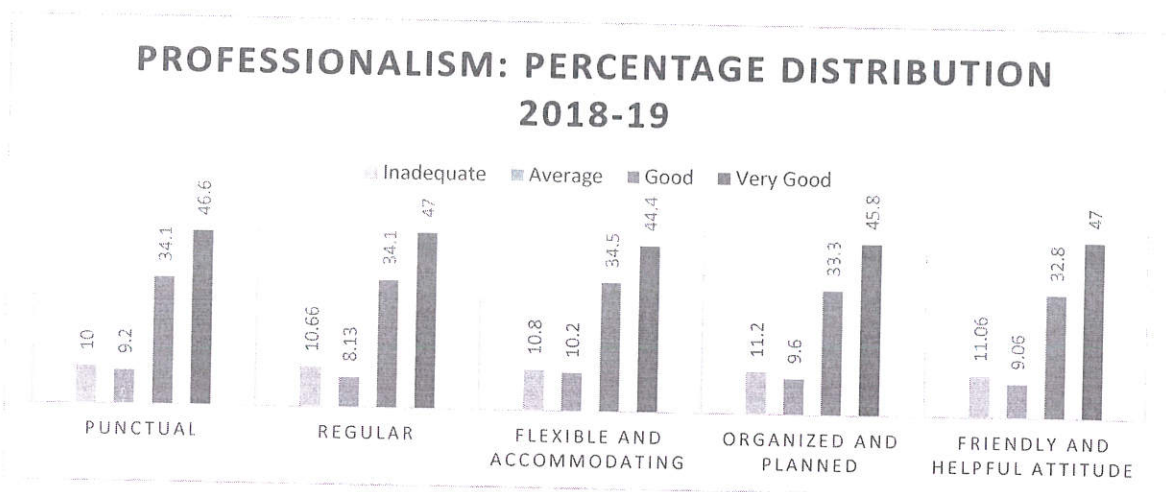
On the scale of Inadequate, Average, Good and Very Good –

- 10%, 9.2 %, 34.1%, and 46.6% said Inadequate, Average, Good, and Very Good respectively in Punctuality.
- 10.66%, 8.13%, 34.1%, and 47% said Inadequate, Average, Good, and Very Good respectively in Regularity.
- 10.8%, 10.2%, 34.5%, and 44.4% said Inadequate, Average, Good, and, Very Good respectively in Flexibility and accommodating in nature.
- 11.2%, 9.6%, 33.3%, and 45.8% said Inadequate, Average, Good, and Very Good respectively for Organized and Planned parameter.
- 11.06%, 9.06%, 32.8%, and 47% said Inadequate, Average, Good, and Very Good respectively for teachers as Friendly and helpful.


Principal

Kanoria PG Mahila Mahavidyalaya
JAIPUR

- On the above basis, we can say 10% students find teachers inadequate and 47% very good in terms of professional approach of the teachers which is represented in the following diagram-



B. TEACHING CONTENT

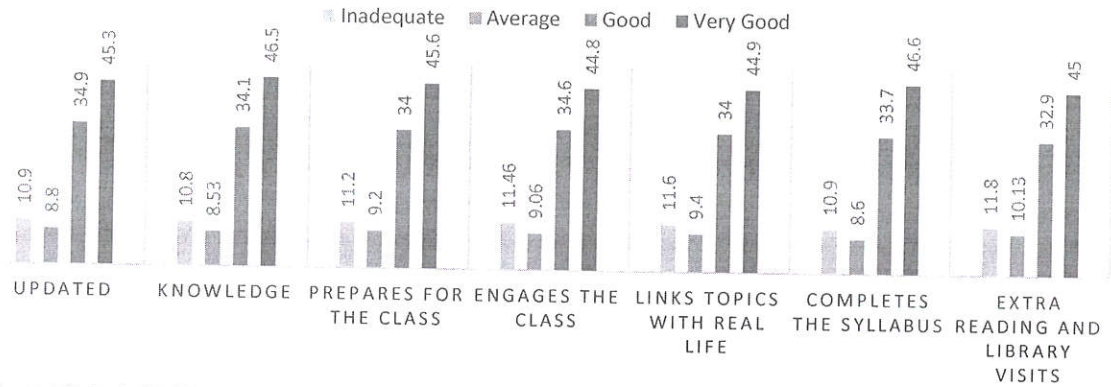
On the scale of Inadequate, Average, Good and Very Good:

- 10.9%, 8.8%, 34.9%, and 45.3% said Inadequate, Average, Good, and Very Good respectively for teachers having updated knowledge.
- 10.8%, 8.53%, 34.1%, and 46.5% said Inadequate, Average, Good, and Very Good respectively having subject knowledge.
- 11.46%, 9.06%, 34.6%, and 44.8% said Inadequate, Average, Good, and Very Good respectively about teachers preparing well for the class.
- 11.46%, 9.06%, 34.6%, and 44.8% respectively said Inadequate, Average, Good, and Very Good for the teachers engaging the class for full duration.
- 11.6%, 9.4%, 34%, and 44.9% said Inadequate, Average, Good, and Very Good respectively on teachers who linked topics to real life experience during the class.
- 10.9%, 8.6%, 33.7%, and 46.6% said Inadequate, Average, Good, and Very Good respectively on teachers completing the syllabus.
- 11.8%, 10.13%, 32.9%, and 45% said Inadequate, Average, Good, and Very Good respectively for the teachers who encourages for extra reading and library visits. The percentage distribution of the responses received can be seen in the graph below-

[Signature]
Principal

Kanoria PG Mahila Mahavidyalaya
JAIPUR

TEACHING CONTENT: PERCENTAGE DISTRIBUTION 2018-19



The analysis shows that approximately 10 % students find , inadequate and 47 % very good in terms of teaching content provided by the teachers.

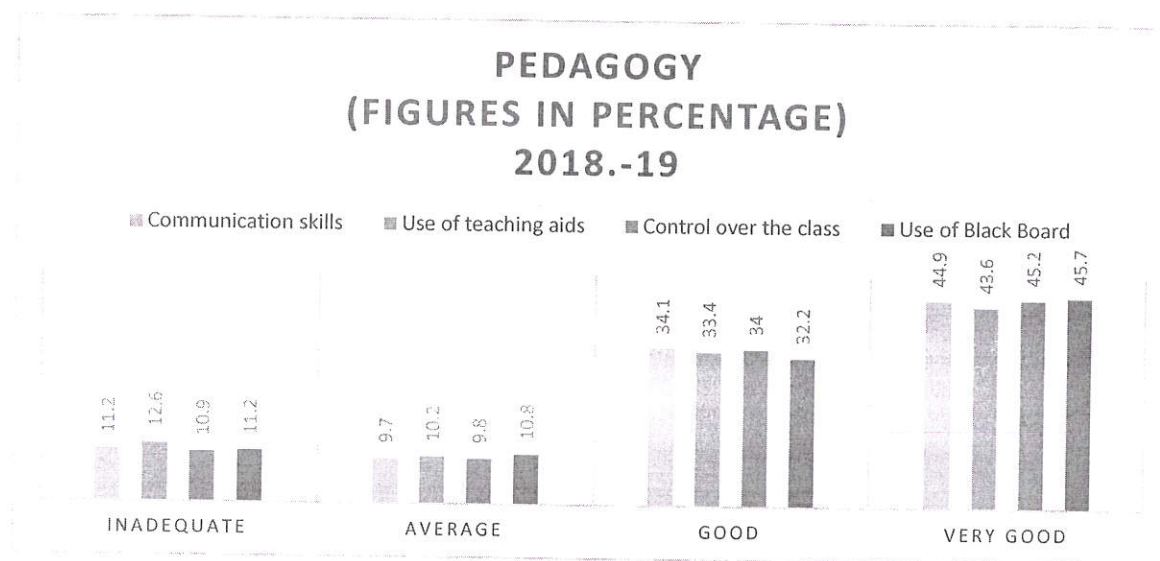

Principal
 Kanoria PG Mahila Mahavidyalaya
 JAIPUR

C. PEDAGOGY

On the scale of Inadequate, Average, Good, and Very Good-

- 11.2%, 9.7%, 34.1%, and 44.9% said Inadequate, Average, Good, and Very Good respectively for teachers having good communication skills.
- 12.6%, 10.2%, 33.4%, and 43.6% said Inadequate, Average, Good and Very Good respectively on use of teaching aids like PPT, OHP, Role play, stories etc. in the class.
- 10.9%, 9.8%, 34%, and 45.2% said Inadequate, Average, Good, and Very Good respectively for the teachers who have a good control over the class.
- 11.2%, 10.8%, 32.2% and 45.7% said Inadequate, Average, Good, and Very Good respectively for the teachers who used black board in the class.

The following diagram shows the percentage of responses-



The analysis of pedagogy shows that 11 % and 46 % students find it inadequate and Very Good in reference to communication skills, use of teaching aids, black board and control over the class.

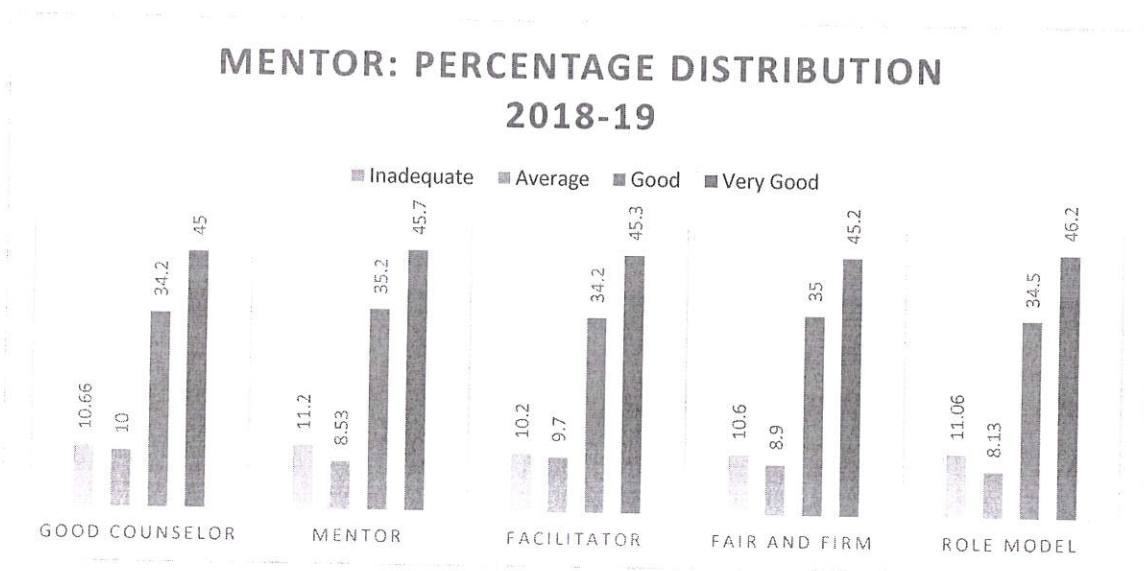
Seenu
Principal
Kanoria PG Mahila Mahavidyalaya
JAIPUR

D.MENTOR

On the scale of Inadequate, Average, Good, and Very Good:

- 10.66%, 10%, 34.2% ,and 45% said Inadequate, Average, Good, and Very Good respectively for teachers as a good counsellor.
- 11.2%, 8.53%, 35.2%, and 45.7 % said Inadequate, Average, Good, and Very Good for teachers as a mentor.
- 10.2%, 9.7%, 34.2%, and 45.3% said Inadequate, Average, Good, and Very Good respectively on teachers as a facilitator, monitors and assesses the student learning.
- 10.6% ,8.9% ,35%, and 45.2 said Inadequate, Average, Good, and Very Good on teachers being fair and firm in discipline.
- 11.06%, 8.13 %, 34.5%, and 46.2 % said Inadequate, Average, Good, and Very Good respectively agrees on teachers as a Role model.

The analysis of the responses received on Mentor (Teachers as a good Counselor, Mentor, facilitator, fair and firm and Role model) 46.2 % students replied as very good and 10.6 % find it inadequate which can be seen in the following diagram –




Principal
Kanoria PG Mahila Mahavidyalaya
JAIPUR

STUDENT FEEDBACK ANALYSIS REPORT

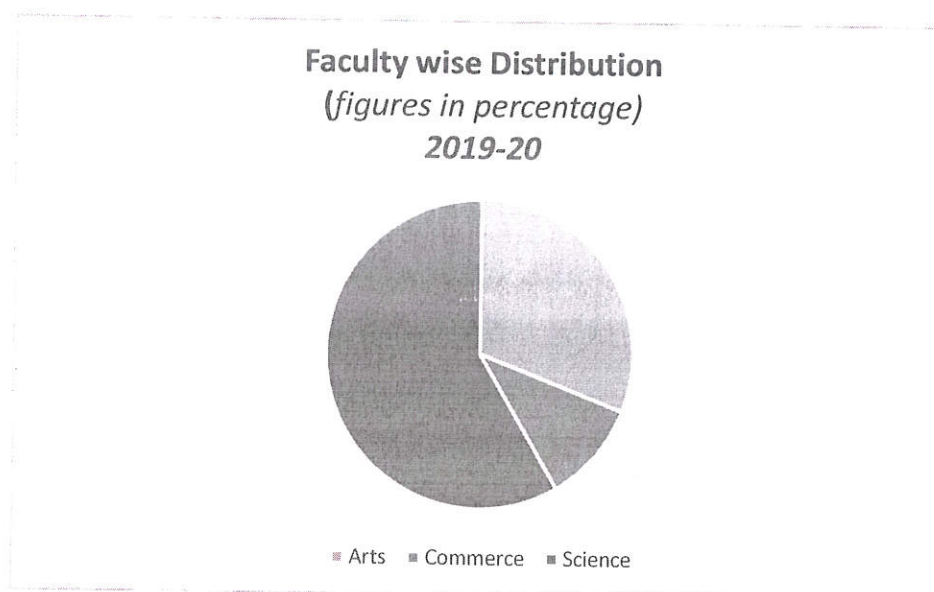
2019-20

INTRODUCTION

During the session 2019- 20, feedback was taken from the students about teacher, teaching methodology and learning. The questions are classified into four categories namely Professionalism, Teaching Content, Pedagogy and Mentor on twenty one parameters.

DATA COLLECTION AND ANALYSIS

The analysis report is based upon the responses received from the students of Arts (122), Commerce (42), and Science (231) represented in the following diagram –



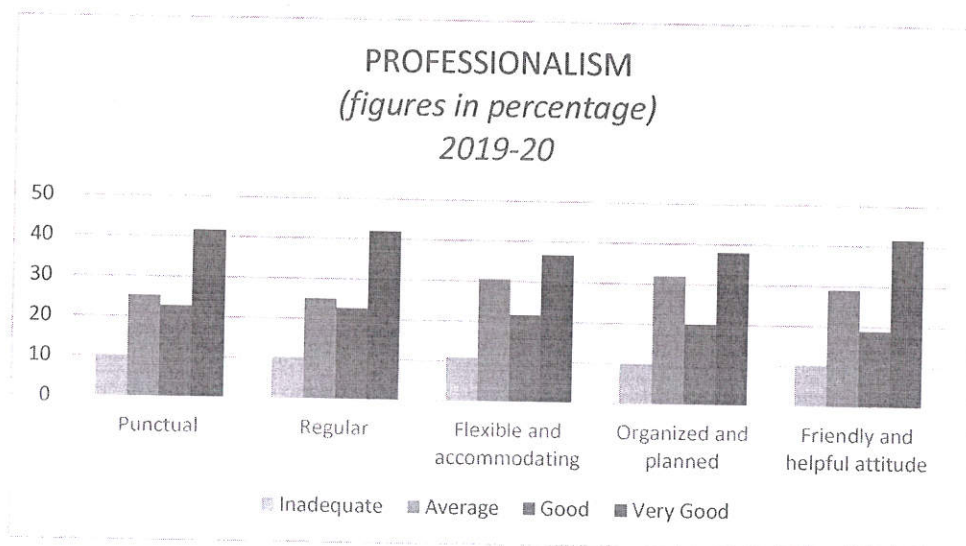

Principal
Kanoria PG Mahila Mahavidyalaya
JAIPUR

A. PROFESSIONALISM

On the scale of Inadequate, Average, Good, and Very Good.

- 10.3% 25.3%,22.7%,and 41.7% said Inadequate, Average, Good, and Very Good respectively for teachers on punctuality.
- 10.3% ,25.0%, 22.7%, and 42.0% said Inadequate, Average, Good, and, Very Good respectively on Regularity of the teachers.
- 10.8% ,30.63%, 21.7% ,and 36.7% said Inadequate, Average, Good and, Very Good respectively on flexibility and accommodating nature of the teachers.
- 10.0%, 32.0% , 20.0%, and 38.0% said Inadequate, Average, Good, and, Very Good respectively for the teachers on planned and organized parameter.
- 10.3% , 29.1% , 18.9%, and 41.7% said Inadequate, Average, Good, and, Very Good respectively for Friendly and helpful nature of the teachers.

On the above basis ,we can say that 42% of the total respondents said teachers very good and only 10% finds Inadequate on Professionalism of the teachers which is represented in the graph below-




Principal
Kanoria PG Mahila Mahavidyalaya
JAIPUR

B. TEACHING CONTENT

On the scale of Inadequate, Average, Good, and Very Good-

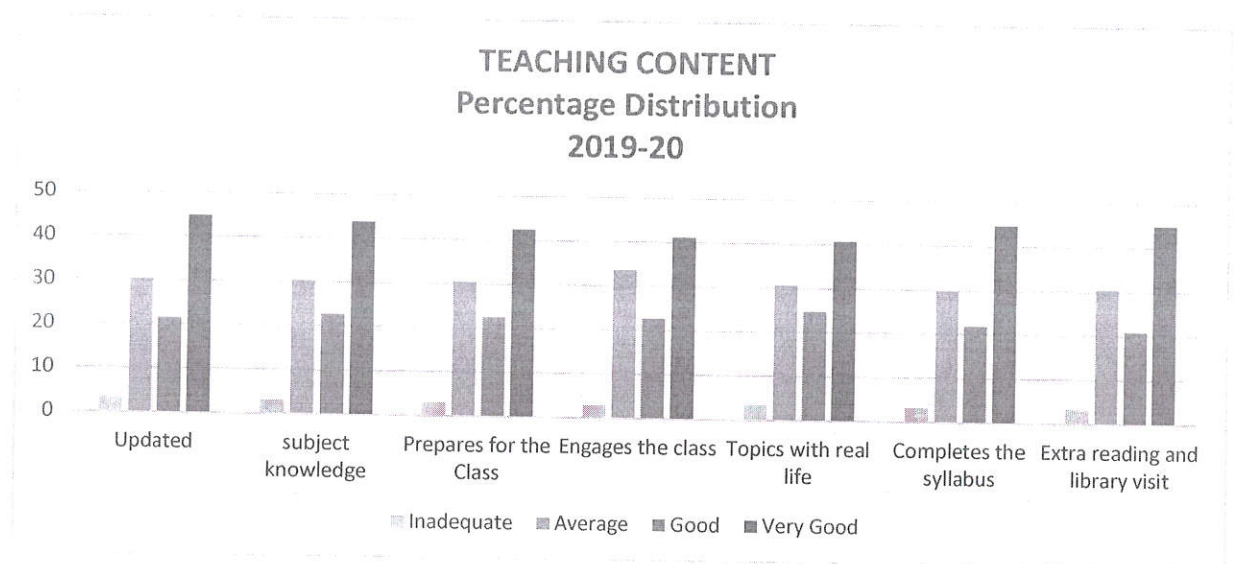
- 3.29%, 30.3%, 21.51%, and 44.8% said Inadequate, Average, Good, and Very Good respectively on the updated knowledge of the teachers.
- 3.03%, 30.3%, 21.52%, and 44.8% said Inadequate, Average, Good, and Very Good respectively on the subject knowledge of the teachers.
- 3.03%, 30.63%, 22.5%, and 42.5 % said Inadequate, Average, Good, and Very Good respectively on teachers prepares for the class.
- 2.78%, 33.67%, 22.7%, and 41.2% said Inadequate, Average, Good, and Very Good respectively on teachers who engages the class for full duration.
- 3.5%, 30.8%, 24.8%, and 40.7% said Inadequate, Average, Good, and Very Good respectively on linking topics with real life experience in the class.
- 3.29%, 29.8%, 22% and 44.8% said Inadequate, Average, Good, and Very Good respectively on completing the syllabus.
- 3.29%, 30.6%, 21%, and 45% said Inadequate, Average, Good, and Very Good respectively on teachers encouraging extra reading and library visits.



Principal

Kanoria PG Mahila Mahavidyalaya
JAIPUR

The analysis shows that 46% students find teachers very good and only 2.78% inadequate on teaching content represented in the graph below-



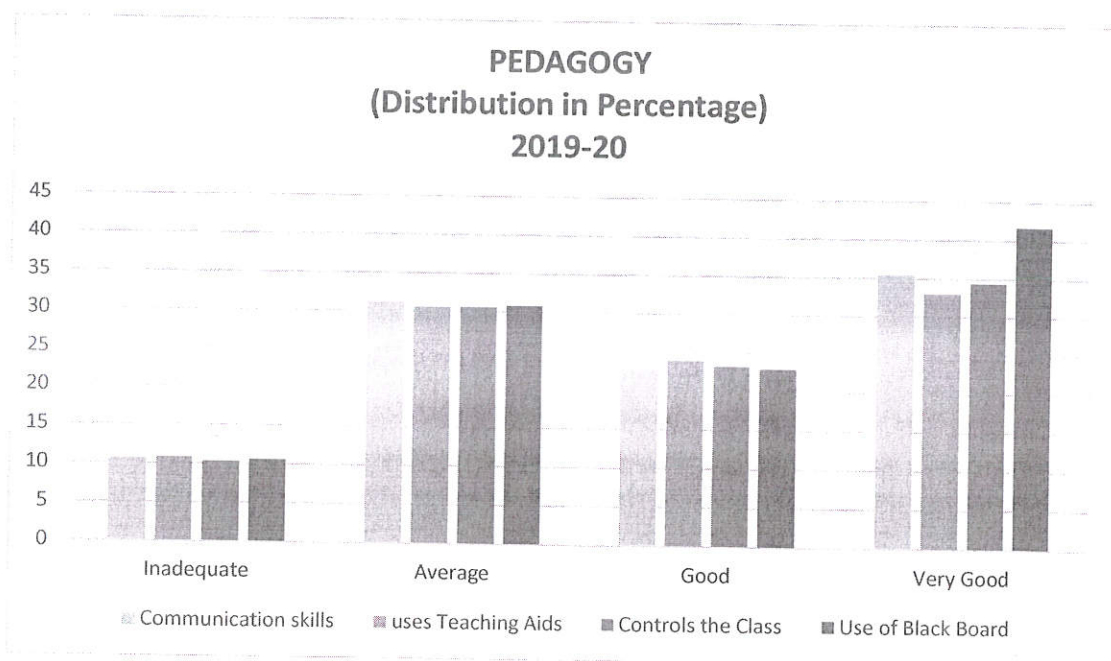
C. PEDAGOGY

On the scale of Inadequate Average, Good, and Very Good:

- 10.6%, 31.1%, 22.7%, and 35.4% said Inadequate, Average, Good, and Very Good respectively on teachers having good communication skills.
- 10.8%, 30.63%, 24.0%, and 33.1% said Inadequate, Average, Good, and Very Good respectively on use of teaching aids like PPT, OHP, Role play, short stories etc. in the class.
- 10.3%, 30.63%, 23.29%, and 34.4% said Inadequate, Average, Good, and Very Good respectively on teachers having good control over the class.
- 10.6%, 30.8%, 23.0%, and 41.7% said Inadequate, Average, Good, and Very Good respectively for teachers on use of Black Board in the class.


Principal
 Kanoria PG Mahila Mahavidyalaya
 Jal

Based upon the above analysis, we can say that 42 % students find teachers very good on the pedagogy used in the class while only 11% finds Inadequate. The following diagram represents the percentage distribution-



D.MENTOR

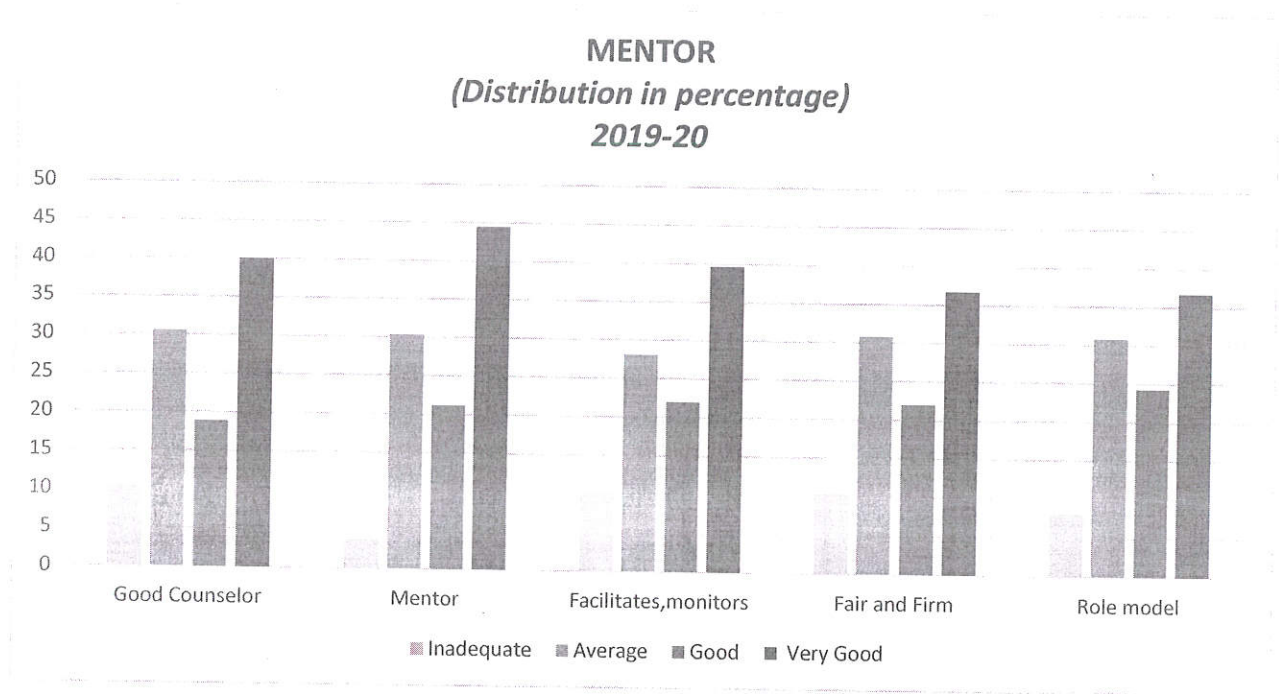
On the scale of Inadequate, Average, Good, and Very Good-

- 10.3 %, 30.6%, 18.9%, and 40% said Inadequate, Average, Good, and Very Good respectively for teachers as a good Counselor.
- 3.7%, 30.3%, 21.2% ,and 44.5% said Inadequate, Average, Good, and Very Good respectively on good mentoring .
- 10.1%, 28.1%, 22%, and 39.7%, said Inadequate, Average, Good and Very Good respectively For teachers as a facilitator, monitors, and assesses the student learning.
- 10.3%, 30.8%, 22%, and 36.7% said Inadequate, Average, Good, and Very Good respectively for teachers being fair and firm in discipline.


Principal
 Kanoria PG Mahila Mahavidyalaya
 JAIPUR

- 8.10%, 30.8%, 24.3%, and 36.7% said Inadequate, Average, Good, and Very Good respectively for teachers as a Role model.

The analysis of the responses shows 44.5% said very good and only 3.7% said inadequate in terms of teachers as a mentor which is represented in the given diagram-




Principal
 Kanoria PG Mahila Mahavidyalaya
 JAIPUR


Students Feedback on Syllabus and its Transaction

2020-21


One thousand seven hundred and eighty students (1780) of Under-Graduate and Post-Graduate programmes from Arts, Science and Commerce participated in an online survey on curriculum followed in the college and its transaction. The feedback received from the students was positive and encouraging.

Is the syllabus well planned and structured?

1,783 responses

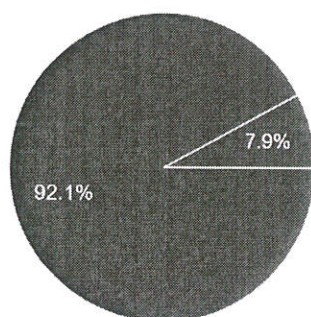


A good percentage of students (96.5%) agreed that the syllabus is well-planned, structured and represents the growing knowledge of the subject. However, few teachers (4%) did not find the syllabus well-planned and structured.


Principal
Kanoria PG Mahila Mahavidyalaya
JAIPUR

Is the syllabus representative of wider knowledge?

1,783 responses

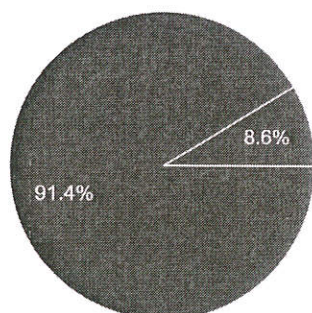


● Yes
● No

Ninety-two percent (92.1%) of the students felt that the syllabus is representative of the wider knowledge. It is also helpful in the preparation of competitive exams.

Is the syllabus completed within the scheduled duration?

1,783 responses



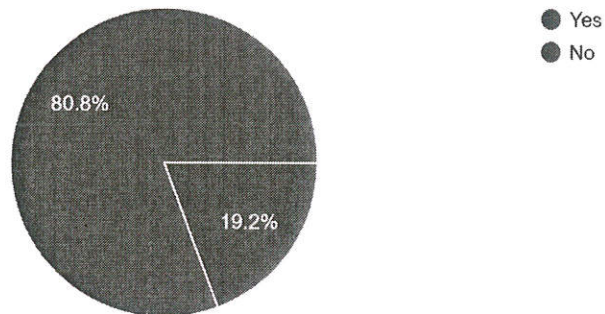
● Yes
● No

Most of the students (91.4%) responded that the syllabus is successfully completed within the scheduled duration. Only 8.6% students believed that there was some delay in completing the syllabus.


Principal
Kanoria PG Mahila Mahavidyalaya
JAIPUR

Do you suggest any changes in the syllabus?

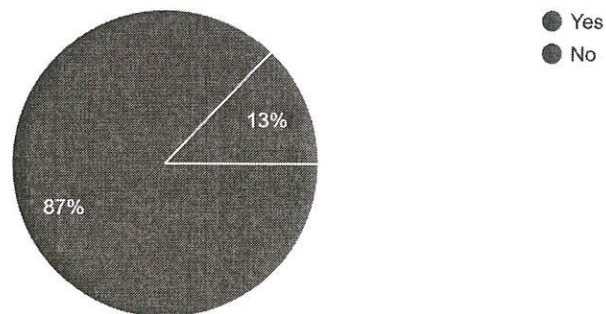
1,783 responses



Only 19.2% students suggested that there should be some change in the syllabus. Though, maximum number of students (80.8%) did not suggest any change in the syllabus.

Does the curriculum fulfill your career objectives?

1,783 responses

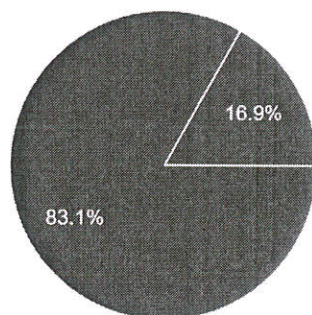


In higher education, the curriculum taught should be such that it helps the students to achieve their career goals. Maximum students (87%) participating in the survey were of the opinion that the present curriculum was helpful in fulfilling their career objectives.


Principal
Kanoria PG Mahila Mahavidyalaya
JAIPUR

Is the curriculum helpful for competitive exams?

1,783 responses

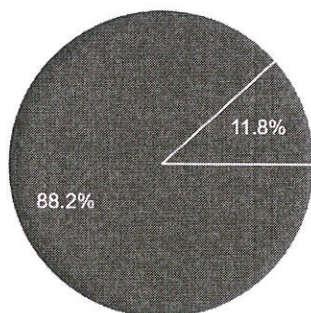


● Yes
● No

Many students at Under-Graduate and Post-Graduate levels prepare for competitive exams. Most of the students (83.1%) participating in the survey responded that the curriculum is relevant and helps them to prepare for various competitive exams.

Does ICT tools support in the learning of subject?

1,783 responses




● Yes
● No

Due to the Covid 19 pandemic the classes for the session 2020-21 were through online mode. A very good number of students (88.2%) found that the ICT tools used by the teachers considerably helped them in understanding the topics. The ICT tools not only supported but also enriched the teaching learning process.



Principal
Kanoria PG Mahila Mahavidyalaya
JAIPUR

Do extension lectures and co-curricular activities help in understanding of the subject?

1,783 responses



The extension lectures and co-curricular activities not only expand the knowledge but also adds to the overall personality of the students and boosts their confidence. Maximum number of students (94.1%) agreed that the extension lectures and co-curricular activities organised by the departments also enhance their learning and helps them to understand the topic in a better way.


Principal
Kanoria PG Mahila Mahavidyalaya
JAIPUR


Faculty Feedback Analysis Report

Session: 2018-19

Feedback plays an important role in the designing and structuring of the Syllabus and its Transaction. The analysis of the responses received from the faculty members of Arts, Commerce, and Science are as follows:


1. Total number of feedback received: Arts (26.82%), Commerce (31.7%), and Science (41.46%) and is represented in the following diagram-

**FACULTY WISE PERCENTAGE DISTRIBUTION
2018-19**



2. On the parameter adequacy of the content is represented in the graph below-

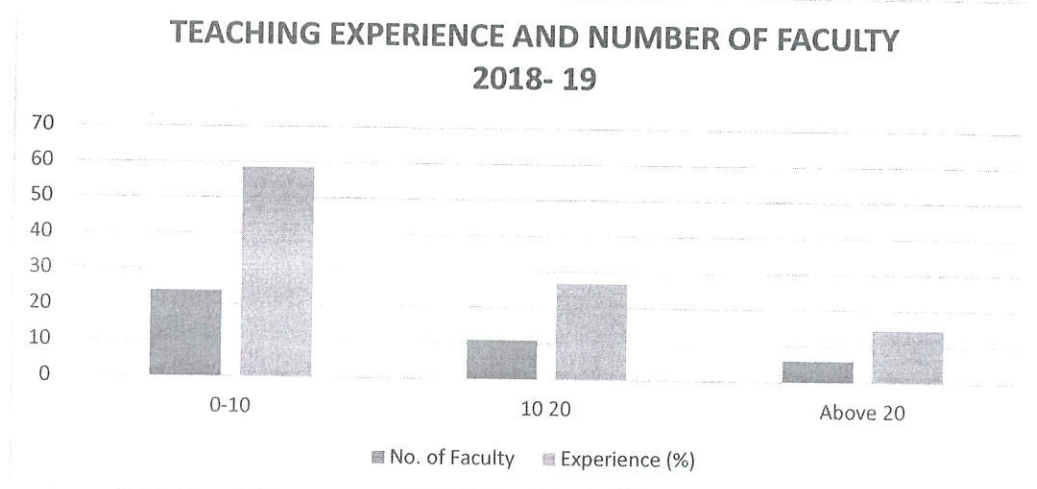
Adequacy of the Content




3. The teaching Experience is also very important in terms of evaluation and analysis of the syllabus which can be seen in the diagram below where 58.5%


Principal
Kanoria PG Mahila Mahavidyalaya
JAIPUR

faculty members are having less than 10 years of teaching Experience, 26.82% having experience between 10-20 years and only 14.63% have above 20 years of experience in teaching.




4. On the question of syllabus, 95.12% faculty members found the syllabus contemporary in nature required by the new generation learning while only 4.87% felt the need of changes in the syllabus for making it more useful in teaching and learning.
5. For slow and fast learners, 87.80% considered the syllabus very suitable and 12.19% suggested some modifications in its transaction.
6. The Programmes where semester scheme is followed in which credits to the syllabus and time framework plays an important role, 95.12% agreed on its functionality.
7. On the question of Weightage and availability of the books, 92.69% faculty members agreed with the assessment and the transaction of theory and practical papers.





Principal
 Kanoria PG Mahila Mahavidyalaya
 JAIPUR

8. On the question of subjects and its syllabus in providing jobs, 53.75% agreed while 39.02% found it to some extent appropriate for the job opportunities after its completion.



9. The education is making our new generation not only prepared for the challenges in future but also helps them in becoming a good Citizens and 92.69% agreed on that.
10. The teaching and learning process incorporate the use of technology for effective delivery and make it interesting for the students by all the faculty members.
11. For the implementation of 4Cs (Critical Thinking, Collaboration, Communication and Creativity), the following process is adopted:
- Generating queries to enable thinking process and analytical mind.
 - Group work in the fulfillment of the assignment and community participation.
 - Kinesthetic learning
 - Organizing workshops and seminars.
 - Internship Trainings
 - Projects and group discussions
 - Presentation, field visits, Guest lecture and Extension lectures
 - Brainstorming session, Case Studies
 - Quizzes and various other competitions.
12. The suggestions received from the faculty members on the transaction of the syllabus are as under-
- Designing and restructuring of the syllabus
 - Syllabus should be Job oriented
 - Focus on Research
 - Strategies for both slow and fast learners to be framed.
 - Updation of the syllabus and pattern of examination to be modified.
 - Emphasis on skill development and vocational training.

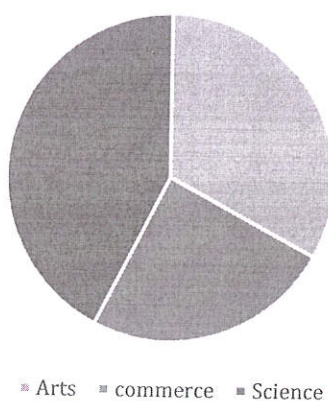

Principal
Kanoria PG Mahila Mahavidyalaya
JAIPUR

Faculty Feedback Analysis Report
Session: 2019-20

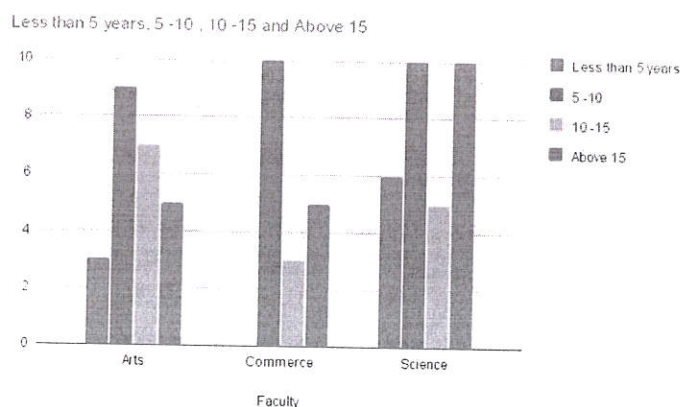
During the session 2019-20, the feedback was taken from the faculty members of Arts, Science and Commerce on Syllabus and its Transaction. The feedback received provides an insight into the syllabus of each discipline and its applications and outcomes. Along with that, faculty members suggested syllabus updation and emphasized on kinesthetic learning. They also suggested changes in the curriculum as per the requirement of the Subjects.

1. The feedback was received from the faculty members of Arts, Commerce and Science constituting 32.8%, 24.65% and 42.46% respectively.

**FACULTY WISE PERCENTAGE DISTRIBUTION
2019-20**

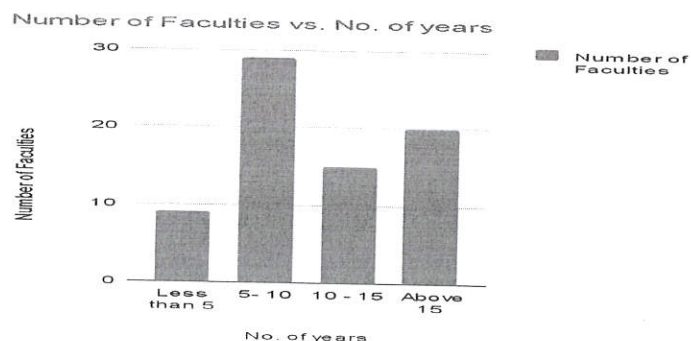


2. Teaching Experience of faculty members as shown graphically in the figure states that we have 12.3% faculty members with less than 3 years of teaching experience, 39.7% having 5 – 10 years, 20.5% between 10- 5 years and 27.39% above 15 Years work experience.

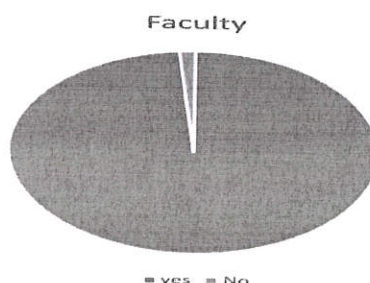


Soni
Principal
Kanoria PG Mahila Mahavidyalaya
JAIPUR

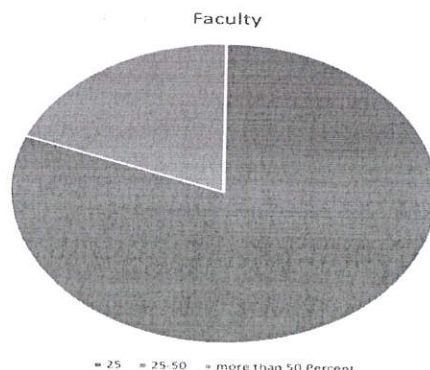
Teachers having teaching experience in under graduate and post graduate programme is represented through graph below-



3. The content of the syllabus justify the scope of the paper and 100% faculty members agree to that.
4. During the Academic session, we prepare termwise plan for the completion of the syllabus.
5. Time allotted for the completion of the syllabus is sufficient as per the responses received. 98.6% agreed while only 1.3% suggested syllabus to be restructured as per the time allotted (semester scheme)

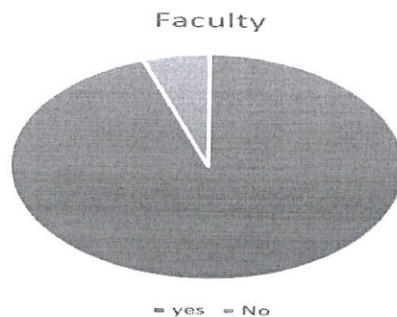


6. On the question of updation of syllabus, we found variation in terms of percentage where 80.82% faculty members answered 25% of the syllabus should be updated while 19.1% suggested 25-50% of the syllabus should be updated.



[Signature]
Principal
Kanoria PG Mahila Mahavidyalaya
JAIPUR

7. On the question of using ICT Tools in teaching and learning, we found that most of the faculty members use ICT Tools in class but not on a regular basis.



The suggestions received are as follows:

1. Modern writers and newspapers to be included in the curriculum.
2. Syllabus should be updated every three years.
3. Grammar to be included in all the three years (Hindi)
4. Internship, Trainings and Research to be included at Under Graduate level.
5. Contemporary issues to be included in the curriculum.
6. Requirement of smart classrooms.
7. Specialisation in subject field (Geography) should be introduced.
8. Skill based / vocational courses to be included.

Seema
Principal
Kanoria PG Mahila Mahavidyalaya
JAIPUR

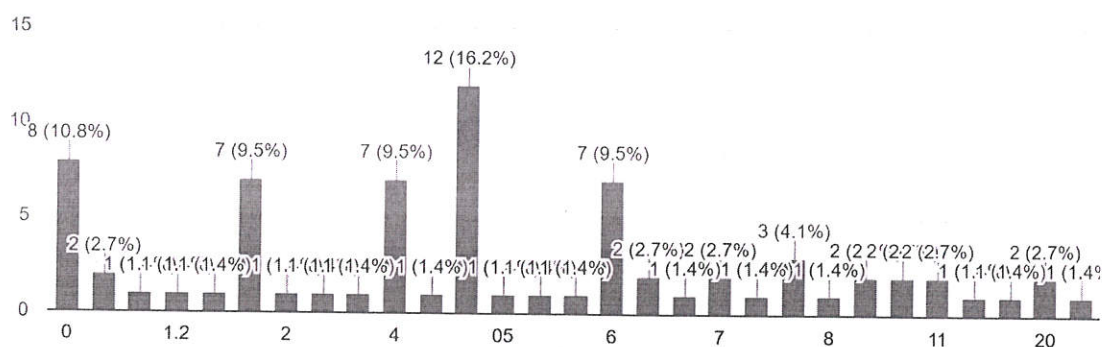
Faculty Feedback Analysis Report on Syllabus and its Transaction

Session 2020-21

Faculty members of the college from Arts, Science and Commerce participated in an online survey regarding curriculum followed in the college. A good percentage of teachers participating in the online survey have more than five years of experience of teaching Under-Graduate and Post -Graduate students. Some senior faculty members have more than twenty years of experience of teaching Under-Graduate students.

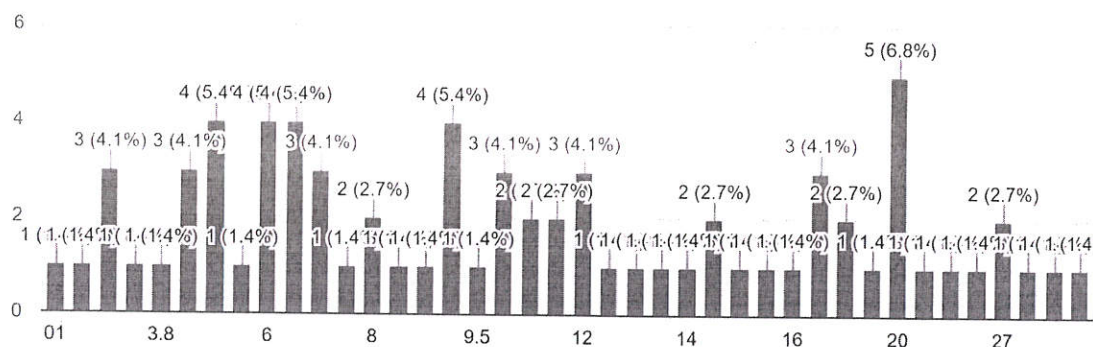
Teaching Experience(years): Post Graduate

74 responses



Teaching Experience (years) Under Graduate

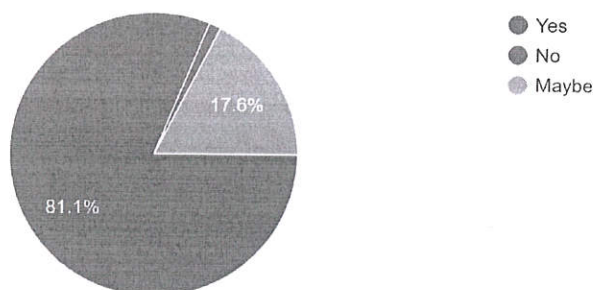
74 responses



[Signature]
Principal
Kanoria PG Mahila Mahavidyalaya
JAIPUR

Do you find the content of the syllabus is justifying the scope of the paper?


74 responses



A good number (81.1%) of teachers felt that the current syllabus justified the scope of papers taught in their respective subjects. Though, a few teachers (17.6%) were partially satisfied with the content of the syllabus.

How do you prepare the plan for the completion of the syllabus during the academic session?

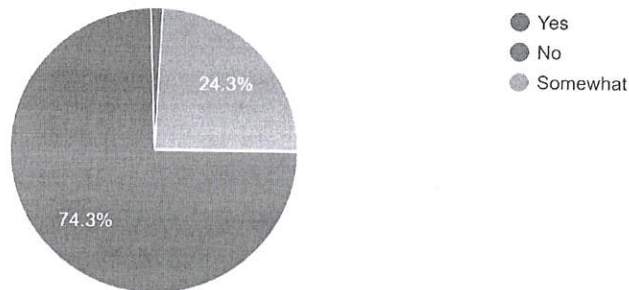
74 responses



An efficient way to complete the syllabus during the academic session is to design a teaching plan. Most of the teachers (95.9%) prepared term-wise plan to complete the syllabus. A small percentage (2%) preferred to teach through annual plan.

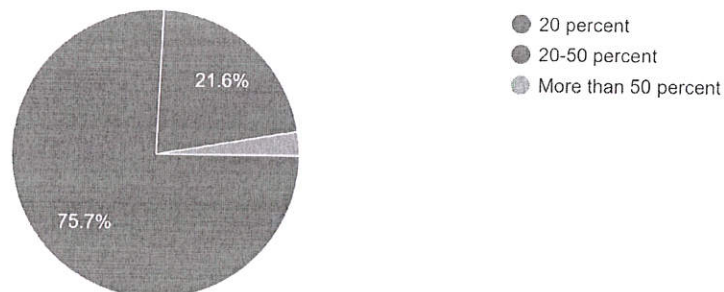

Principal
Kanoria PG Mahila Mahavidyalaya
JAIPUR

Do you agree with the time allotted for the completion of the syllabus is sufficient?
74 responses



74.3% teachers were satisfied with the time allotted to complete the syllabus of Under-Graduate and Post-Graduate programmes. A small percentage (24.3%) of teachers was not completely satisfied with the time allotted for completing the syllabus.

How much syllabus of your papers need to be updated?
74 responses



A considerable number of teachers (75.7%) were of the opinion that 21.6% syllabus of the University of Rajasthan should be revised and updated. However, some of the teachers (20%) were of the opinion that about 20% to 50% of the syllabus should be revised and updated.


Principal
Kanoria PG Mahila Mahavidyalaya
JAIPUR

Analysis of Employer's Feedback

The Centre for Career and Placement provides platform for the students of the college to get placement in their dream companies. These employers also fill the feedback form for the analysis of college and knowledge of it's students. Employer's feedback form includes questions related to Infrastructure, Faculty, Student's competence, student's preparedness etc. These attributes were given grades as E- Excellent, AA- Above Average, A- Average, BA- Below Average and NS- Not Satisfactory.

On analysis, it was concluded that faculty was friendly, helpful and knowledgeable. They found Infrastructure at the Interviewing Room comfortable and above average. Student's competence, communication skills, resume preparation and etiquettes were given Above Average grades. Employers were of the opinion that student's awareness about the company and job profile was excellent. But some of the students were marked Below Average in terms of Punctuality. Overall, the employer's feedback for the students was Above Average. They suggested to increase the numbers of students attending the drive.

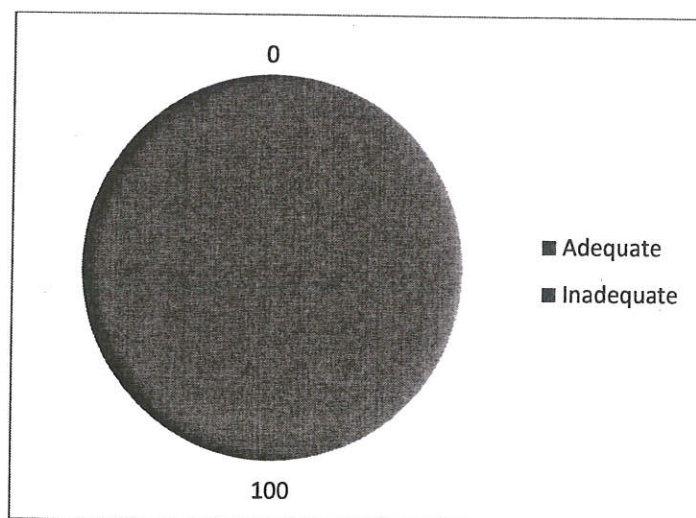

Principal
Kanoria PG Mahila Mahavidyalaya
JAIPUR

1.4.1 Alumni Feedback on Syllabus and its Transaction

Alumni form an invaluable part of our institution. They are asset and brand ambassadors of the institution. They play a crucial role in promoting the institution through word of mouth and helping it grow. Feedback was taken from alumnae for review and transaction of syllabus. On the whole, feedback received from the alumni on syllabus and its transaction was positive.

1. How do you find syllabus of the course?

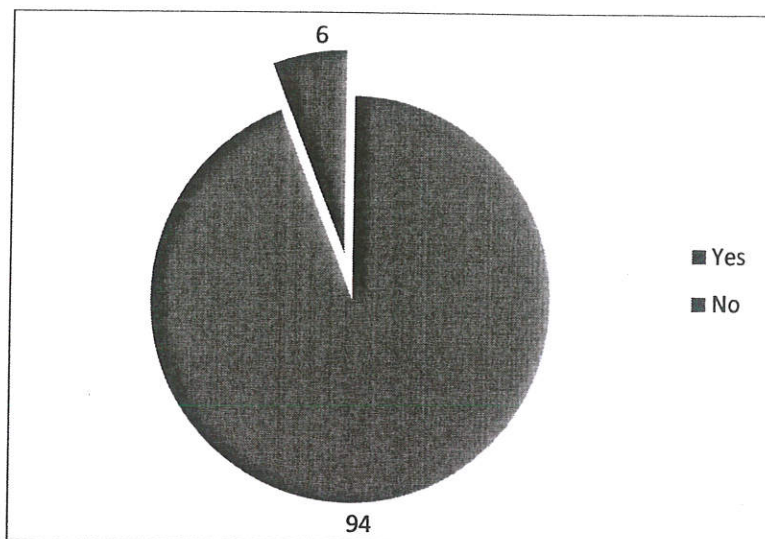
All the alumni (100%) found the syllabus to be adequate.



2. Do you find the syllabus updated?

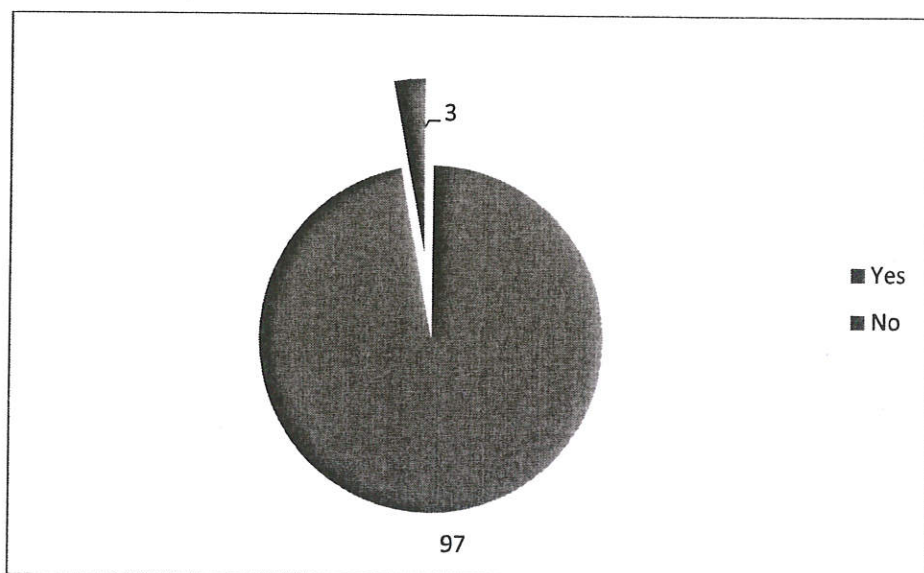
Most of the alumni (94%) found the syllabus to be updated and according to the requirements of the present time.


Principal
Kanoria PG Mahila Mahavidyalaya
JAIPUR



3. Does the curriculum fulfill your career objectives?


A good number of alumni (97%) were of the opinion that the curriculum followed fulfilled them to achieve their career goals.



4. Is the syllabus completed within the scheduled duration?


All the alumni (100%) responded that the syllabus was completed within the scheduled duration.


Principal
Kanoria PG Mahila Mahavidyalaya
JAIPUR



5. How much of the syllabus was taught in the class?

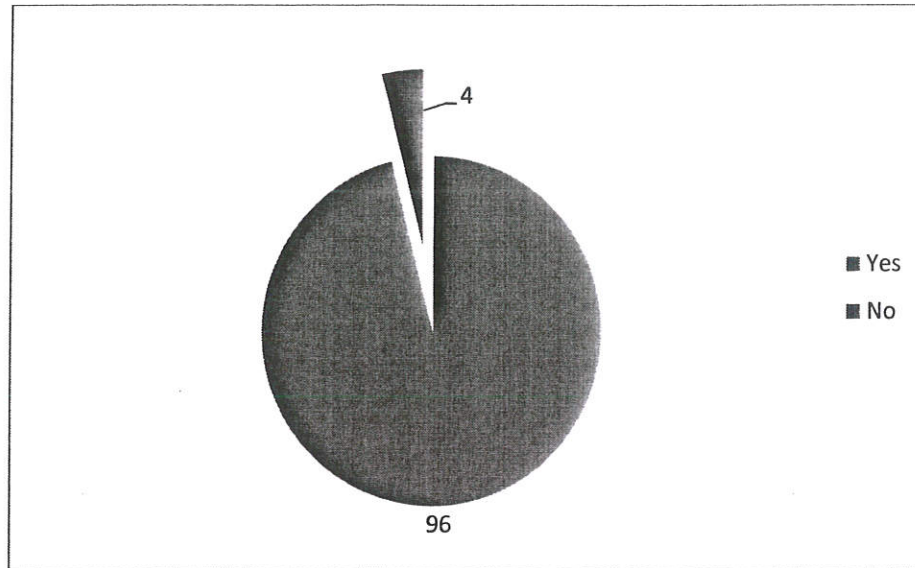
Most of the alumni (98%) said that the complete syllabus was taught in the class.



6. Are you satisfied with the teaching methodology adopted by the teachers?


Faculty members make use of various teaching methods apart from the traditional chalk and board method for making the topics interesting and comprehensible. Maximum number of alumni (96%) were satisfied by the teaching methods adopted by teachers in the classroom.

Shree
Principal
Kanoria PG Mahila Mahavidyalaya
JAIPUR



7. How do you find the subject knowledge imparted in the class by the faculty members?

All the alumni (100%) found the subject knowledge imparted in the class by the teachers adequate.



The alumni appreciated the hard work of teachers. They found the teaching methodology adopted by the teachers adequate and according to the needs and requirements of the students. A few of them suggested to include field visits as a part of the curriculum.

[Signature]
Principal
Kanoria PG Mahila Mahavidyalaya
JAIPUR